

rehabhire & sales

YOUR
LEADING
HEALTHCARE
EQUIPMENT
PARTNER



molift[®]

Transfer aids

Catalogue

1300 000 030 | rehabhire.com.au

YOUR
LEADING
HEALTHCARE
EQUIPMENT
PARTNER



rehabhire & sales

Rehab Hire & Sales is a dedicated sales and hire business specialising in the supply and prescription of hospital and complex rehabilitation equipment in the Greater Melbourne area and surrounding regions.

Our commitment is to set a new benchmark in service standards for the hospital, rehabilitation, and home healthcare markets.

We have warehouses in Port Melbourne and Pakenham, with support available throughout Victoria. We offer on-site trials and ongoing staff education backed by our dedicated sales team.

We offer a range of patient handling equipment for sale and hire. Our range includes portable and foldable hoists and bariatric solutions.

molift®

Ergonomic hoists, slings and transfer assistive devices enabling safe and comfortable transfers with both caregivers and users in mind.

1300 000 030 | rehabhire.com.au

YOUR
LEADING
HEALTHCARE
EQUIPMENT
PARTNER



Ceiling hoists

Molift Air	5
Sling bars for Molift Air ceiling hoists	6
Molift Nomad	7
Molift Rail System	8
Molift Duo	10
Molift Quattro	11



Mobile hoists

Molift Smart 150	13
Molift Mover	14
Molift Partner 255	16
Sling bars for Molift mobile hoists	17

Molift Service Tool

	18
--	----



Sit-to-stand aids

Etac Turner Pro	20
Molift Raiser Pro	21
Molift Transfer Pro	22
Molift Quick Raiser 1 & 2	23
Molift Quick Raiser 205	24
Molift RgoSling Active & StandUp	25



Molift RgoSling

Molift RgoSling HighBack	28
Molift RgoSling MediumBack	28
Molift RgoSling Toilet	29
Molift RgoSling Amputee	29
Molift RgoSling Shadow	30
Molift RgoSling Comfort HighBack	30
Molift RgoSling Ambulating Vest	31
Molift RgoSling Fabric Stretcher	31
Molift RgoSling MediumBack Plus	33
Molift RgoSling Repositioning sheet	33



Molift EvoSling

Molift EvoSling HighBack	36
Molift EvoSling MediumBack	36
Molift EvoSling LowBack	37
Molift EvoSling Hygiene	37
Molift EvoSling Ampu MediumBack	38
Molift EvoSling Comfort MediumBack	39
Molift EvoSling FlexiStrap	39



Molift UnoSling

Molift UnoSling HighBack	42
Molift UnoSling Toilet	42
Molift UnoSling StandUp	43
Molift UnoSling Ambulating Vest	43
Molift UnoSling LimbLift	44

Slings facts

	46
--	----

Slings accessories

	47
--	----



Ceiling hoists

Molift ceiling hoists and Molift Rail System are the optimal solutions to assist caregivers. The hoists are intuitive and safe to use and can solve all hoisting needs, while increasing caregiver and user comfort and safety.

1300 000 030 | rehabhire.com.au

YOUR
LEADING
HEALTHCARE
EQUIPMENT
PARTNER

Molift Air

A flexible ceiling hoist for better working situations and reduced strenuous lifting

Dignified quality of care

Molift Air is a smart and user-friendly family of ceiling hoists, with outstanding lifting capacity, 200 to 500 kg. Suitable for sitting, horizontal movements, standing and walking training situations in all care environments and gives the user good and dignified quality of care. Great flexibility is offered, with eliminated strenuous manual lifting and a better work situation for caregivers.

Easy handling & low service costs

With the Molift Rail System and a wide range of accessories, this is a complete, flexible system. Can be used with fixed ceiling rails or portable freestanding systems. The smooth handling is a great advantage and thanks to the low weight and the smart quick release coupling, the hoist is easy to remove during installation and service. Molift Air is optimised for long lifetime and low service costs. It can be easily adapted to other manufacturers' rail systems on the market.

Features

- Small hoist - great lifting capacity
- Silent, soft operation and easy to use Flexible solutions and a wide range of variants Long
- lifetime and low lifecycle cost



Product description	SWL	Battery	Item no.	Weight (Molift Air 200/350/500)	
Molift Air 200	205 kg	SLA	M26200	Total weight	8,6/8,6/15 kg
Molift Air 200	205 kg	Lithium	M26201	Dimensions (Molift Air 200/350/500)	
Molift Air 200 IRC	205 kg	SLA	M26356	Length	360 mm
Molift Air 200 Propulsion	205 kg	SLA	M26359	Width	190/190/250 mm
Molift Air 200 IRC and Propulsion	205 kg	SLA	M26358	Height	195 mm
Molift Air 350	350 kg	SLA	M26350	Technical	
Molift Air 350	350 kg	Lithium	M26351	Battery SLA (Molift Air 200/350/500)	12 V SLA 2.9 Ah
Molift Air 350 IRC	350 kg	SLA	M26354	Battery Lithium (Molift Air 200/350)	25,6 V LiFePO4 2.4 Ah
Molift Air 350 Propulsion	350 kg	SLA	M26352	Battery charge time	6 hours
Molift Air 350 IRC and Propulsion	350 kg	SLA	M26353	Hoisting speed 75 kg (Molift Air 200/350)	60 mm/sec
Molift Air 500	500 kg	SLA	M26500	Hoisting speed 75 kg (Molift Air 500)	30 mm/sec
Molift Air 350 Tilt 273 kg		SLA	M26355	Rated performance	80 hoists/75 kg/500 mm
For complete variant matrix, contact your local distributor.				Hoisting interval (Air 200/350/500)	3000/2600/3000 mm
Accessories			Item no.	Hoisting interval (Air 200 IRC & Propulsion)	2600 mm
Sling bars			see page for sling bars	Expected lifetime	30 000 lifts SWL/10 years
Weight scale			see page for sling bars		
Room to room transfer unit			2510295		
Material					
Aluminium, plastic					



Ceiling hoists

Sling bars for Molift Air ceiling hoists

Lightweight sling bars with quick release coupling for easy change

Molift aluminium sling bars fit new and older hoists. The lightweight sling bar has a quick-release coupling, which makes it very easy for the caregiver to change.

The weight scale is class III approved and complies to all technical standards. It can calculate BMI (Body mass index) at the touch of a button.



Molift Air 2-point sling bar

Aluminium/zink, SWL 350 kg


Small	2530115
Medium	2530120
Large	2530125



Molift Air 8-point sling bar

Steel, SWL 300 kg

Sling bar	2140003
Sling bar with balance bar	2140004



Molift Air 2-point pigtail sling bar

Aluminium, SWL 350 kg

Small	1830033
Medium	1830032
Large	1830031



Molift Air weight scale

(not available for 8-pt sling bar)

Scale SWL 300 kg	1840000
Scale SWL 400 kg	1431021



Molift Air 4-point sling bar

Aluminium/zink, SWL 350 kg

Small	2530210
Medium	2530211
Large	2530212
Extra large	2530213



Molift Air Tilt sling bar

Steel, SWL 273 kg

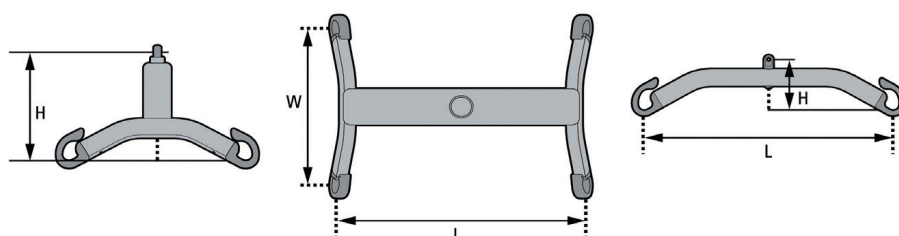
Sold in package with Molift Air Tilt



Molift Air 4-point bariatric pigtail sling bar

Steel, SWL 550 kg

Large	2510435
-------	---------



Dimensions (mm)

	Small	Medium	Large	Extra large
2-point Sling bar	H130 x L350	H130 x L450	H130 x L550	-
2-point Sling bar pig tail	H150 x L400	H150 x L500	H150 x L600	-
4-point Sling bar	H210 x W300 x L350	H240 x W300 x L450	H240 x W350 x L550	H240 x W350 x L650
4-point Sling bar pig tail	-	-	H200 x W550 x L 550	-
8-point Sling bar Tilt	-	H420 x W920 x L1430	-	-
Sling bar	H500-790 x W580 x L580			

Molift Nomad

A portable low weight hoist with integrated sling bar, suitable for all day-to-day operations.

Low weight - high hoisting capacity

The weight of the Molift Nomad is only 6.8 kg. Despite the low weight it has a hoisting capacity up to 255 kg. Molift Nomad has a unique, curved design and the integrated 4-point sling bar, used with any Molift sling, provides the user with a comfortable and spacious position. Molift Nomad is equipped with numerous safety features such as electronic overload protection, electrical emergency lowering and emergency stop.

Easy room-to-room transfer

Molift Nomad has integrated carry handles for easy handling. The connection is easy and no tools are required. In combination with the specially designed trolley, Molift Nomad can be used to climb from one rail system to another without a transition rail. This results in easy transfer from room to room. By using Molift Nomad Extension Arm the hoist can easily be connected and disconnected to the trolley from the floor. Molift Nomad Cart is ideal for storing and transporting the hoist.

Features

- Low weight and high hoisting capacity.
- Portable ceiling hoist.
- Climbing room to room.
- Easy connection without tools to trolley.
- Integrated 4-point sling bar.



Description	Item no.	Material	Technical
Molift Nomad 205 (SWL 205 kg)	M22205	Reinforced composite and aluminium	Battery
Molift Nomad 255 (SWL 255 kg)	M22255		NiMh 26.4 V – 2.6 Ah 3 hours
Accessories	Item no.	Weight	Battery charge time
Weight scale, class III	1100253	Total weight	Hoisting speed 75 kg
Cart	1200105		Hoisting height
Extension arm L:900 mm	1200004	Dimensions	Rated performance
Extension arm L:1050 mm	1200006		
		Length	
		Width	
		Height	



Molift Rail System

Ceiling hoists

A cost-effective and flexible solution for all environments

Efficient installation process

Molift Rail System has rail profiles with innovative solutions for integration into all types of ceilings and walls. The wide range of fixing options results in making it one of the most most efficient installation processes in the market. It is easily integrated and is aesthetically adjusted to the design and architecture of the room. The range of switches and other transition options makes the rail system extremely flexible.

Customised capacity

Depending on the different needs and choice of the hoist motor, the Molift Rail System can be constructed from 160 up to 500 kg.

Cost effective solutions

The efficient installation process, the flexibility and the many features make Molift Rail System a cost-effective, competitive and smart investment for hospitals, institutions and the home. This helps create a practical and efficient workplace for nurses and caregivers, as well as an attractive environment for patients and visitors.

Traverse rail system

One of the most flexible solutions on the market, covering all needs of hoisting, regardless of renewal or equipment changes in the room.

Traverse coupling

Enables two different rail systems to be connected, for example between a traverse system and a single rail. Very useful for transfers from one room to another.

Single rail system

Straight rail and/or curve rails give a simple and effective patient transfer for the most common lifting situations such as bed-to-wheelchair hoisting.

Room to room transfer

When transfer is needed from one room to another or from one rail system to the next system, Molift can provide Room to Room function (Climbing), switch systems or continuing rail systems through doorways etc.

Rail Switch

Rail Switch - enables a change of direction of single rails, for example from a straight rail to a curve rail.

Flexible system

- Easy to install
- Various weight classes
- A variety of installation options – integrated in, or under the false ceiling, on the wall, on the floor with upright supports, etc
- Can be installed in all types of ceilings, walls and floors

Possibilities

Straight profiles
Curves - 30, 45, 60 and 90 degrees
Fixed brackets, telescope brackets
Flexible traverse options
Traverse switch
Rail switch
In-rail charging
Curtain pass through

Maximum user weight (SWL)
160–500 kg

Colours

White

Rails

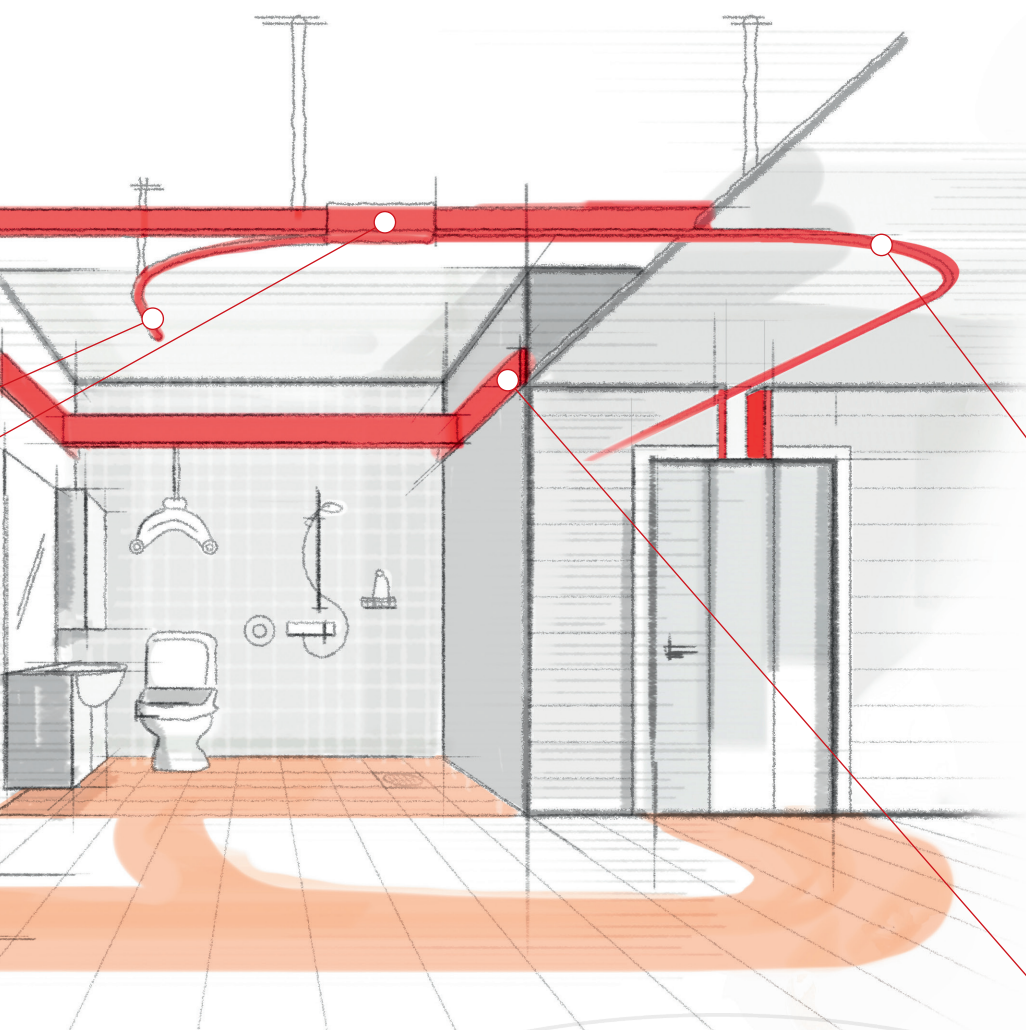
3 dimensions:
Height: 62, 112, 142 mm

Max distance between fixtures

Up to 6000 mm

Switches

Rail switch
Traverse switch



In-rail charging

In rail charging allows the hoist to charge batteries automatically any- where in the system. This way the hoist is always ready for operation. In-rail charging can be be mounted in straight rail and traverse rail systems only.

Integrated rail

Integrated Rail System - a single integrated rail offers a very discrete and clean solution.

Curtain pass through

Curtain pass through allows gaps for curtains mounted in the ceiling of the ward. This means several beds can share one motor, and still maintain privacy when individual nursing is required.

Wall mounted rails

Wall mounted rails - if the ceiling cannot support the system, it is possible to mount the rail on the wall.



Molift Duo

Ceiling hoists

A flexible and free standing gantry system for temporary hoist situations

Easy solution for most room sizes

Molift Duo offers a system that is easy to install without being fixed to the ceiling or walls. It is ideally suited for temporary hoist applications in hospitals, nursing homes or private homes. In combination with Molift Air or Molift Nomad hoist and a sling, Molift Duo solves most overhead lifting situations, whatever the environment. With a lifting capacity of 300 kg, it is ideal for lifting and transferring a person from or to; bed, floor, chair, wheelchair, toilet etc.

Lightweight construction

Molift Duo has a lightweight aluminium construction and a functional design which makes the gantry system easy to install, dismantle and move elsewhere.

This 2-post gantry system has a rail length between 2000 mm and 3500 mm and has 4 step adjustable heights up to 2550 mm, making this free standing hoist unit suitable for all bed and room sizes.

Features

- Easy to install - due to the lightweight system, it is easy to install the gantry and move it to a new location.
- Supreme stability - the gantry system has supreme stability and a functional design.
- Adjustable height - height positions can be set at four fixed positions from 225 cm up to 255 cm. Adjust the height with the quick release pin.
- Charging of lift motor - Molift hoist motors can easily be charged thorough the hand control or optionally through in-rail charging.



Description	Item no.	Dimensions	
Molift Duo 2000	1600013	Rail lengths	2000/2500/3000/3500
Molift Duo 2500	1600015	Height	mm 2250 - 2550 mm
Molift Duo 3000	1600017	Depth	1200 mm
Molift Duo 3500	1600019	Maximum internal space	3500 x 2400 mm
Material			
Anodized aluminium, Plastic			
Weight			
Total weight (complete unit)	38 - 44,3 kg		
Safe working load (SWL)	300 kg		

Alk. 70%
pH 5-9

max 300 kg
max 660 lbs

Molift Quattro

The temporary hoist solution with excellent stability

A free-standing traverse gantry

Molift Quattro is a free-standing hoist unit that offers a (four post) Traverse System which is the best solution for temporary hoisting needs or when the facility is not built for fixed installations. The gantry is easy to install without the need to mount additional fixtures on walls or ceilings. It is ideally suited for temporary hoist applications in nursing or private homes.


For overhead lifting situations

The traverse has a lightweight aluminium frame and four steel posts that provides excellent stability and covers the surface of the hoisting requirement. Molift Quattro solves all overhead lifting situations together with the Molift Air or Molift Nomad hoist motor and a sling. With a lifting capacity of max 300 kg, it is ideal for lifting and transferring a person from or to bed, floor, chair, wheelchair, toilet etc.

Features

- Easy to install - designed for quick installation by two persons (preferably).
- No wall or ceiling mounting is required. Supreme stability and manoeuvrability .
- Easy to charge - the hoist motor can easily be charged through the hand control or through the in-rail charging option.



Description	Item no.	Dimensions
Molift Quattro 3	1600030	Boom lengths 3000/4000 mm
Molift Quattro 4	1600035	Height 2330 mm
		Height with adjustable feet 2360 – 2430 mm
		Internal height 2190 mm
		Width/Depth 3160 - 4160mm
		Maximum internal space 3000/4000 x 2190 mm
		The length of the posts are fixed. The lowest allowed distance from floor to ceiling is 2400mm.
		Molift ceiling hoists are ordered separately
Accessories	Item no.	
Adjustable foot (set of 4)	1610200	
Material		
Steel, aluminium, plastic		
Weight		
Total weight Quattro 3 (complete unit)	111 kg	
Total weight Quattro 4 (complete unit)	132 kg	
Safe working load (SWL)	300 kg	





Mobile hoists

Molift mobile hoists are well known for many innovative and intuitive solutions such as the 4-point sling bar, integrated service software, a compact lightweight design and ergonomic, user friendly push handles.

1300 000 030 | rehabhire.com.au

YOUR
LEADING
HEALTHCARE
EQUIPMENT
PARTNER



Molift Smart 150

Mobile hoists

Light, foldable and transportable without tools

Compact smartness

Molift Smart 150 is easily wheeled and to move where it is needed. It is designed for home care, travelling and easy storage. Molift Smart 150 is foldable in one piece without using any tools.

Due to its low weight, the small footprint and the unique construction, Molift Smart 150 is easy to manoeuvre even in narrow spaces. The hoisting range of 270–1680 mm provides an excellent maximum hoisting height and at the same time allows for very low lifts from the floor. The 4-point sling bar ensures a comfortable and spacious hoisting position for the user.


Molift Smart 150 has been awarded for Design Excellence by the Norwegian Design Council.

Features

- Comfortable and spacious hoisting
- Compact and foldable without tools
- Low weight and small footprint
- Allows lifting from floor
- Easy to manoeuvre



Molift Smart 150 folded



Soft travel bag



Travel suitcase

Product	Item no.	Weight	Hoisting interval	1450 mm
Molift Smart 150 (incl. sling bar)	M10200	Total weight (excl. battery) 25 kg	Turning radius	1300 mm
		Safe working load (SWL) 150 kg		
Accessories	Item no.	Dimensions	Technical	
Soft travel bag	3049177	Length 1200 mm	Battery	NiMH 14.4 V – 2.6 Ah 3 hours
Travel suitcase	0990200	Dimensions folded L1160 x W475 x H360 mm	Battery charge time	50 mm/sec
		Chassis width 660 mm	Hoisting speed	40 hoists/75 kg/500 mm
		Leg height 110 mm	Rated performance	
		Legs closed internal/external width 545/660 mm		
		Legs open internal/external width 925 /1030 mm		
		Hoisting height 210–1665 mm		
Material				
Aluminium, steel				



Molift Mover

A family of compact, lightweight mobile hoists with great flexibility and large hoisting range. Suitable in homes, hospitals and care environments.

Large hoisting range

Molift Mover has a lightweight aluminium construction that makes the hoist very easy to manoeuvre. The low weight in relation to lifting capacity is best in class. A large hoisting range allows hoisting from high surfaces as well as hoisting from the floor. The integrated Molift Service Tool ensures correct service and maintenance intervals.

Ergonomic handling

For improved caregiver ergonomics, the Molift Mover hoists are equipped with Molift's unique intuitive push handle. The handle provides multiple and flexible grip possibilities for improved caregiver ergonomics. The easily accessible hand control is very user friendly.

Features

- Lightweight and compact hoists
- Very easy to manoeuvre
- Large hoisting range
- Hoisting from floor



Molift Mover

Item no.	Mover 180	Mover 205	Mover 300
Standard chassis, small casters	M18000	M14000	M15050
Standard chassis, large casters	M18003	-	-
Low base chassis	-	M14050	-
Standard chassis + supporting arms	-	M14150	M15150
Medium base chassis + supporting arms	-	-	M15151

For complete variant matrix, contact your local distributor.

Accessories

Item no.
Support arms

Item no.

see etac.com

Accessories

Item no.
Weight scale
Sling bars
Stretchers

see page for sling bars
see page for sling bars
see page for stretchers

Material

Aluminium, steel, plastic





Molift hoists


Facts
for Standard chassis excl. sling bar and battery

	Molift Mover 180	Molift Mover 205	Molift Mover 300
Maximum user weight (SWL)	180 kg	205 kg	300 kg
Total weight	32 kg	35,5	36 kg
Length	1260 mm	1285 mm	1285 mm
Leg height	105 mm	115 mm	115 mm
Hoisting height	265 - 1630 mm	403 - 1768 mm	403 - 1775 mm
Hoisting interval	1365 mm	1430 mm	1420 mm
Chassis width	670 mm	690 mm	690 mm
Legs closed internal/external width	550/670 mm	550/690 mm	690 mm
Legs open internal/external width	1025/1145 mm	1065/1205 mm	1065/1205 mm
Turning radius	1320 mm	1400 mm	1400 mm
Battery	NiMH 14.4 - 2.6 Ah	NiMH 26.4 V - 2.6 Ah	NiMH 26.4 V - 2.6 Ah
Battery charge time	3 hours	3 hours	3 hours
Rated performance	50 hoists/75 kg/500 mm	50 hoists/75 kg/500 mm	
Hoisting speed	40 mm/sec	40 mm/sec	32.6 mm/sec
Expected lifetime	30 000 lifts SWL or 10 years	30 000 lifts SWL or 10 years	30 000 lifts SWL or 10 years

Molift Partner 255

Vertical hoisting pattern and excellent stability for complex care situations

Ideal solution for critical care

Molift Partner 255 provides an ideal solution for hoisting in acute and critical care areas in both hospitals and care facilities. The straight vertical column in combination with the fixed sling bar provides excellent stability. It maintains the user at the same distance from the column throughout the hoisting. With an outstanding hoisting range, Molift Partner 255 allows hoisting from the floor as well as high surfaces.

Molift Partner 255 is one of the lightest in its category and combined with excellent construction, ergonomic design and the castor solution, it becomes very easy to manoeuvre even with a lifting capacity of 255 kg.

Molift Partner 255 is available in several variants for the possibility of optimising the product according to needs; low base chassis, supporting arms for gait/walk training and weight scale.

Features

- High safe working load - 255 kg
- Fixed sling bar and straight vertical column for safe and stable hoisting
- Low weight and easy to manoeuvre
- Suitable for use with Molift stretcher



Product

Molift Partner 255 incl. 4-point sling bar

Item no.

M13000

For complete variant matrix, contact your local distributor.

Accessories

Item no.

Casters ø100mm with directional lock

1320140

Weight scale (see page for sling bars)

Sling bars (see page for sling bars)

Stretchers (see page for stretchers)

Material

Aluminium, Steel

Weight

Total weight (excl. sling bar and battery)

38,3 kg

Safe working load (SWL)

255 kg

Dimensions

Length

1285 mm

Leg height

115 mm

Hoisting height

390-1680 mm

Hoisting interval

1290 mm

Chassis width

690 mm

Legs closed internal/external width

550/690 mm

Legs open internal/external width

1065/1205 mm

Turning radius

1400 mm

Technical

Battery

NiMh 26,4 V-2,6 Ah

Battery charge time

3 hours

Hoisting speed

30 mm/sec

Rated performance

50 hoists/75 kg/500 mm



max
255
kg

max
562
lbs






Sling bars for Molift mobile hoists

Molift hoists

Lightweight sling bars with quick release coupling for easy change

Molift aluminium sling bars fit new and older hoists. The lightweight sling bar has a quick-release coupling, which makes it very easy for the caregiver to change.

The weight scale is class III approved and complies to all technical standards. It can calculate BMI (Body mass index) at the touch of a button.



Mover 180 2-point sling bar

Aluminium/zink, SWL 300kg

Small
Medium
Large

1830043
1830042
1830041



Mover 205 2-point sling bar
incl weight scale

Aluminium/zink, SWL 300kg

Small
Medium
Large

1430120
1430121
1430122



Mover 180 4-point sling bar

Aluminium/zink, SWL 300kg

Small
Medium
Large
Extra Large

1830110
1830111
1830112
1830113



Mover 205/300 4-point sling bar
incl weight scale

Aluminium/zink, SWL 300kg

Medium
Large

1530110
1530111



Weight scale Mover 180

SWL 300kg

Scale

184000



Partner 255 4-point sling bar

Aluminium/zink, SWL 255kg

Medium

1330160



Mover 205 2-point sling bar

Aluminium/zink, SWL 300kg

Small
Medium
Large

1430117
1430116
1430115



Partner 255 8-point sling bar

Steel, SWL 255kg

Sling bar

Balance bar

2140003
2140004



Mover 205/300 4-point sling bar

Aluminium/zink, SWL 300kg

Small
Medium
Large

1530101
1530102
1530103



Weight scale Partner 255

SWL 300kg

Scale

1331002

Dimensions (mm)	Small	Medium	Large	Extra large
2-point Sling bar	H130 x L350	H130 x L450	H130 x L550	-
4-point Sling bar	H210 x W300 x L350	H240 x W300 x L450	H240 x W350 x L550	H240 x W350 x L650
8-point Sling bar	-	H420 x W920 x L1430	-	-

The intelligent software that interacts with the hoist

18



Sit-to-stand aids

Molift's sit-to-stand aids are based on the same ergonomic principles. The products imitate the natural pattern of movement and fulfill the transfer needs of users with some weight bearing capacity.

1300 000 030 | rehabhire.com.au

YOUR
LEADING
HEALTHCARE
EQUIPMENT
PARTNER

Etac Turner Pro

Encourages a natural standing movement and minimizes the risk of injury

Encourages natural movement

Etac Turner Pro is a turn aid with an intuitive design that offers safe patient turning with standing support. This turn aid enables a good posture and minimises the risk of injury for the caregiver when transferring.

Etac Turner Pro encourages natural standing and sitting movement for the user. The only adjustments needed is the height of the leg support and the handle. After that, the transfer can be carried out safely while the caregiver and the user maintain eye contact and communication.

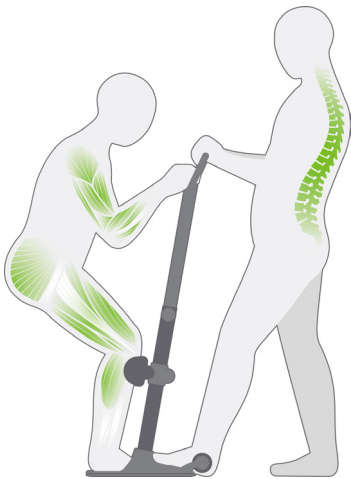
The orange handle provides an intense, high contrasting colour which can help users with impaired vision or dementia. The small-scale footplate makes it the perfect choice of transfer aid when transferring in narrow spaces.



Etac Turner Pro is compact and easy to grip, and due to its low weight of only 8kg, it is easy to bring along.



Features

- Compact and easy to transport.
- Soft, comfortable leg support with lateral support follows the movement from sitting to standing.
- The handle offers many grip possibilities and has an orange contrasting colour that helps users with impaired vision or dementia
- Very easy to turn and move indoors on different floors and carpets



Product	Dimensions	Item no.	Dimensions	
Etac Turner Pro	800 - 1200 mm	16090106	Height	800 - 1200 mm
Material			Depth	460 mm
Powder-coated aluminium, plastic, steel.			Width	450 mm
Weight			Leg support height	300 - 550 mm
Total weight	8 kg		Footplate Ø:	400 mm
Maximum user weight	200 kg		Leg support width	380 mm
				
				



Sit-to-stand aids

Molift Raiser Pro

The ergonomic platform for a safe and active sit-to-stand transfer

Early mobilization and rehabilitation

Molift Raiser Pro allows the user to use their own muscle power during a transfer. The natural movement pattern is stimulated and the ergonomic design makes the user feel safe during the transfer. Molift Raiser Pro helps the user to rehabilitate in all health environments during every transfer so that mobilization can begin early, already in the intensive care unit.

The stability and maneuverability make Molift Raiser Pro ideal in confined spaces, such as toilets. The sit-to-stand aid ensures safe, active standing support during short transfers, such as between beds and wheelchairs/ shower chairs. When transferring a user, the caregiver gets assistance with a minimum risk of injury.



Features

- A versatile handle with a soft warm feeling, with an optimal grip for both the user and the caregiver.
- The handle has two different fixing heights for accessories.
- Soft padded legrest with side support, height adjustable with only one hand.
- A central brake mechanism with a one-foot touch that gives audible feedback when activated.
- Low step-on height of 35 mm.

Product

Molift Raiser Pro

Item no.

16090204

Material

Powder coated aluminum, plastic, steel, chrome 3

Weight

Total weight

Maximum user weight

10,7 kg

170 kg

Dimensions

Height

1200 mm

Depth

630 mm

Width

540 mm

Leg support height

300 - 510 mm

Step in height

35 mm


max 170 kg
max 375 lbs


Molift Transfer Pro

Empowering mobility through enhanced seated transfers

Enhancing seated transfers

A transfer is crucial for patient rehabilitation and maintaining physical abilities. Molift Transfer Pro ensures a safe and healthy environment for both patients and caregivers.

Molift Transfer Pro is a sit-to-stand device designed for seated transfers between bed, wheelchair, or toilet. It is suitable for users who can follow instructions, lift their weight, and maintain core stability. It is ideal for hospitals, institutions, and home care.

The ergonomic handle allows multiple grip options, making it user-friendly. Stable seat pads and soft padded leg support provide comfort, while the low step-in height and sloped edge ensure easy foot placement. Adjustable leg width and close approach design enhance the transfer experience.



Features

- Multiple grip handle - A versatile, ergonomic handle offering several grip options for both caregiver and user.
- Central brake - The intuitive one-foot-touch central brake locks both wheels.
- Seat pads - The stable seat pads enhance a safe and comfortable transfer.
- Turning radius - High-quality wheels for exceptionally easy manoeuvring.

Product	Item no.	Weight
Molift Transfer Pro	16090300	Total weight 28.2 kg Maximum user weight (SWL) 200 kg
For complete variant matrix, contact your local distributor.		
Accessories	Item no.	Dimensions
Molift Soft Handles 2 pcs	82511	Height 1179 mm
Molift Assist Strap S/M	82508	Length 920 mm
Molift Assist Strap L/XL	82509	Width 634 mm
Molift Assist Sleeve S/M	82528	Leg height 70 mm/100 mm
Molift Assist Sleeve L/XL	82529	Step on height 56 mm
Molift Assist Sleeve Wide	90301	Turning radius 1030 mm
Molift Assist Belt S/M	82964	User height 1490 - 2000 mm
Molift Assist Belt L/XL	82965	
IV-Pole	1630030	
O-Bracket	1630040	
Material		
Plastic, PU/closed cell foam, powder-coated aluminium, plastic covers.		





Sit-to-stand aids

Molift Quick Raiser 1 & 2

Compact and stable with small turning radius and excellent manoeuvrability

Stable and easy to manoeuvre

Molift Quick Raiser 1 and 2 are powerful, but despite their compact design and lightweight, they are stable and easy to manoeuvre. The base's unique wheel position and perfect weight distribution provide a small turning radius with easy manoeuvrability even in tight spaces.

Both have a low base, which makes them fit well around toilets and under most beds, chairs and wheelchairs. Molift Quick Raiser 2 additionally has adjustable legs, enabling accessibility almost everywhere.



Features

- Low base with narrow front for easy access under beds and chairs.
- Adjustable knee pads that can be turned around for better fitting and alternative support for the legs.
- Small turning radius with easy manoeuvrability even in narrow spaces.
- Integrated battery indicator providing audio and visual notification.

Molift Quick Raiser 1

V-shape lifting arm	M04100
U-shape lifting arm	M04150

Molift Quick Raiser 2

V-shape lifting arm	M04200
U-shape lifting arm	M04400

For complete variant matrix, contact your local distributor.

Accessories

	Small	Medium	Large
Sandals	0452100	0452200	0452300
Knee support	0455000	-	0455001
Extra soft pads for knee support	0455111	-	0455114
Adjustable footboard		0451000	
V-shape lifting arm		0458107	
U-shape lifting arm		0458010	

Material

Aluminium, plastic, steel

Weight

Total weight (excl. battery and lifting arm) Maximum user weight

29 kg/36,5 kg
160 kg

Item no.

Dimensions

Height	1280 mm
Length	1070 mm/1265 mm
Leg height	70 mm/100 mm
Chassis external width	610 mm
Width legs closed inner	260 mm/245 mm
Width legs closed outer	340 mm/360 mm
Width legs open outer (Molift Quick Raiser 2)	1200 mm
Hoisting range	740 mm/850 mm
Turning radius	1100 mm/1450 mm

Technical

Battery	NiMH 14,4 V - 2,6 Ah
Charge time	3 hours
Rated performance	40 hoists/75 kg/500 mm
Hoisting speed	50 mm/sec/75 kg load



Molift Quick Raiser 205

An ergonomic sit-to-stand hoist with outstanding lifting capacity

Stable, safe and compact

Molift Quick Raiser 205 is a state of the art sit-to-stand hoist, with an electrically adjustable leg base. The hoist is comfortable, stable and safe with exceptional manoeuvrability. The hoisting of Molift Quick Raiser 205 imitates the natural pattern of movement and fulfils the transfer needs of users with some weight bearing capacity.

The unique wheel position, angled push bar and the extraordinary weight distribution of the base, provides a small turning radius. With the small castor option, it fits under most beds and chairs while the electrically adjustable legs enable accessibility almost everywhere. The fixed-leg option enables a very small footprint.



Features

- Ergonomic design - the inclined column encourages a natural pattern of movement.
- Active 4-point lifting arm - provides, together with RgoSling Active, extra support when hoisting from sit-to-stand.
- Easy to operate in moving and handling situations; toilet, sit-to-stand and stand-up training.
- Automatic warning for periodic inspection and service.

Molift Quick Raiser 205

Model	Battery	Adjustable leg	Fixed leg (FL)
Active, castor size Ø 50/75mm	SLA	M29000	M29150
Active, castor size Ø 75/100mm	SLA	M29100	M29200
Active Li, castor size Ø 50/75mm	Lithium	M29002	M29152
Active Li, castor size Ø 75/100mm	Lithium	M29102	M29202
StandUp, castor size Ø 50/75mm	SLA	M29001	M29151
StandUp, castor size Ø 75/100mm	SLA	M29101	M29201
StandUp Li, castor size Ø 50/75mm	Lithium	M29003	M29153
StandUp Li, castor size Ø 75/100mm	Lithium	M29103	M29203

For complete variant matrix, contact your local distributor.

Accessories

	Item no.
StandUp lifting arm	2910061
Active lifting arm	2910060
Loop sling lifting arm	0990543
Clip sling lifting arm	0990542
Paediatric Footplate	2910065
Set of inlays for footplate	2920151
Leg support, bracket and cushions, small	2910059
Leg support, bracket and cushions, large	2910056
Set of cushions, small	2910076
Set of cushions, large	2910077
Lithium power pack and charger	2910041

Material

Aluminium, plastic, steel

Weight

Total weight (FL) 44,5 (42,5) kg
Safe working load (SWL) 205 kg

Dimensions

Height 1140 mm
Length 1320 mm
Chassis external width 630 mm
Legs closed internal/external width 350/220 mm
Legs open internal/external width 550/690 mm
Footboard height castor size Ø 50/75 mm 65 mm
Footboard height castor size Ø 75/100 mm 90 mm
Hoisting range 600 mm
Turning radius 1144/1300 mm

Technical

Batteries SLA/Lithium SLA 24V 2,9 Ah / LiFePO4 25,6V 2,4 Ah 5 hours
Charge time
Rated performance 100 hoists/75 kg/500 mm
Hoisting speed 35 mm/sec





Sit-to-stand aids

Molift RgoSling Active & StandUp

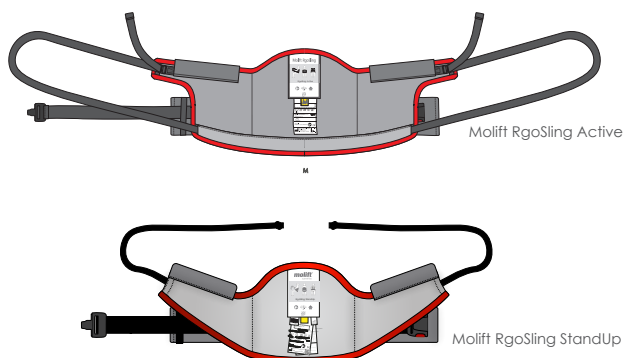
Ideal slings for active transfers with Molift Quick Raiser

Comfortable and easy transfer

Molift sit-to-stand slings are padded and developed for active hoisting together with Molift Quick Raiser. The slings provide perfect lumbar support and are the ideal solution for hoisting and moving between different sitting positions. The slings have an efficient anti-slip lining to prevent the sling from sliding up. The waist belt provides additional support and stability.

Molift RgoSling Active is designed for a 4-point lifting arm (Quick Raiser 205) and has sliding loops for the possibility to an optimal posture during the sit-to-stand movement. Molift RgoSling Active provides additional grip and support around the hips when standing. The wide back-support distributes weight and pressure evenly over a large surface, which makes it very comfortable for the user.

Molift RgoSling StandUp is designed for a 2-point lifting arm. It is quickly and easily placed around the user. By virtue of the design it is ideal for use in toilet situations.



Features

- Perfect solution for hoisting and moving between different sitting positions
- Self-adjusting sliding loops (RgoSling Active)
- Large and firm support
- Easy application

Molift RgoSling	Size	Waist (mm)	Item no.	Information
Active 4-point	XS	500–720	1720910	For more information regarding Active and StandUp lifting arms, see previous page. For complete variant matrix, contact your local distributor.
	S	590–830	1720920	
	M	730–950	1720930	
	L	960–1210	1720940	
	XL	1200–1390	1720950	
StandUp 2-point	XS	530–710	1720710	Material Polyester <div> <div>60–85°</div> <div> </div> <div> max 300 kg max 660 lbs </div> </div>
	S	640–850	1720720	
	M	740–960	1720730	
	L	930–1220	1720740	
	XL	1150–1430	1720750	
StandUp 2-point with support	XS	530–710	1720810	<div> <div>60–85°</div> <div> </div> <div> max 300 kg max 660 lbs </div> </div>
	S	640–850	1720820	
	M	740–960	1720830	
	L	930–1220	1720840	
	XL	1150–1430	1720850	





Molift RgoSling

Molift RgoSling is available in a wide range of models and sizes that ensure a suitable sling, regardless of the user's needs. Molift RgoSlings are designed for a 4-point lifting bar.

1300 000 030 | rehabhire.com.au

YOUR
LEADING
HEALTHCARE
EQUIPMENT
PARTNER

Sliding loops

Sliding loops on head straps. Making a smooth transfer from lying to sitting position. Ensures a comfortable and safe position for the patient.

Colour coding

Colour coding of hoisting loops helps you find the right fit.

Comfortable padding

Padding in back and leg support distributes the weight over a larger area, making the sling more comfortable for the user.

Labelling

Clear, practical information on a highly visible label. Washing instructions and technical information are found in a protective pocket at the back.

Guide straps

Guide straps assist with positioning during the lifting process.

Application pocket

Pockets in the back and on the leg supports make application easier.



Molift RgoSling

Molift has a long history of manufacturing high quality hoists and slings. Molift RgoSling is a portfolio of 4-point slings developed to meet the demands for the everyday needs in healthcare.

Standard models: HighBack and MediumBack

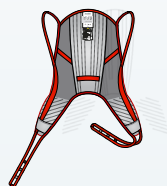
Our standard models are designed for all usual transfer situations and are suitable for most users. The standard models are available in two back heights: HighBack and MediumBack. The padded version has polyester fabric with padded back and leg rests, and the net version has polyester net with padded leg rests.

Models with specific features

We know that users have many different requirements, so we've designed additional models with specific features to meet their needs, including the Molift RgoSling Toilet and Molift RgoSling Amputee.



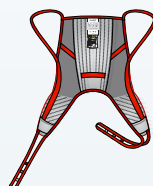
Molift RgoSlings



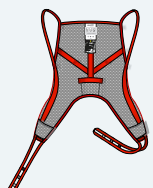
HighBack padded



HighBack net



MediumBack padded



MediumBack net



Molift RgoSling HighBack















Standard leg support opening

- Sliding loops on head straps
- Support for the entire back and the head
- Hoisting to and from a lying or a sitting position
- All-round sling that fits most users
- Hoisting from floor

Molift RgoSling MediumBack

Standard leg support opening

- Sliding loops on head straps
- Suitable for a user with head control All-
- round sling that fits most users Adjust
- the sitting angle by the leg straps

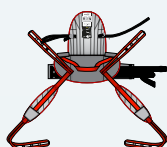
Size	HighBack padded	HighBack net	Size	MediumBack padded	MediumBack net
XXS 	1720200	1720400	XXS 	1720100	1720300
XS 	1720210	1720410	XS 	1720110	1720310
S 	1720220	1720420	S 	1720120	1720320
M 	1720230	1720430	M 	1720130	1720330
L 	1720240	1720440	L 	1720140	1720340
XL 	1720250	1720450	XL 	1720150	1720350
XXL 	1720260	1720460	XXL 	1720160	1720360

Maximum user weight: 300 kg
HighBack padded XL - XXL 350 kg

Maximum user weight: 300 kg MediumBack padded XL - XXL 350 kg



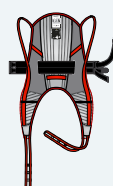
LowBack



HighBack



MediumBack



HighBack

Molift goSling Toilet

Wide leg support opening

- Fixed loops
- Easy access sling, facilitate dressing and undressing
- For users with good core stability and muscle tonus
- Comfortable padding
- Flexible leg support
- Belt included - for extra security

Molift RgoSling Amputee

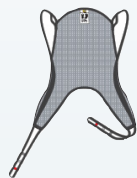
Narrow leg support opening

- Sliding loops on head straps
- For users with an amputated leg or a user with reduced core stability or muscle tonus
- Ideal solution for user with a high amputee
- Comfortable padding
- Belt included - for extra security

Size		LowBack	HighBack	Size		MediumBack	HighBack
XXS		1720500	1720600	XXS		1721100	1721200
XS		1720510	1720610	XS		1721110	1721210
S		1720520	1720620	S		1721120	1721220
M		1720530	1720630	M		1721130	1721230
L		1720540	1720640	L		1721140	1721240
XL		1720550	1721450	XL		1721150	1721250
XXL		1720560	1720660	XXL		1721160	1721260



Molift RgoSlings



HighBack



HighBack



Molift RgoSling Shadow

Standard leg support opening

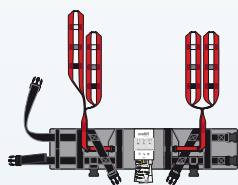
- Sliding loops on head straps
- Suitable for users in moulded seats
- No straps, seams, pockets or labels in contact with the user
- Polyester net with thin webbing: no straps, seams pockets or labels in the contact surface to the user

Molift RgoSling Comfort HighBack

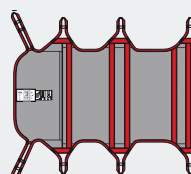
Full body support sling without split leg

- Full body and head support
- Can be left in the wheelchair underneath the user
- Polyester net which provides good ventilation
- Red seam indicating the center line of the back, to facilitate correct application

Size		HighBack		Size		HighBack	
XXS			1722900	XS			1721410
XS			1722910	S			1721420
S			1722920	M			1721430
M			1722930	L			1721440
L			1722940	XL			1721450
XL			1722950	XXL			1721460



Ambulating Vest



Repositioning Sheet

Molift RgoSling Ambulating Vest

For gait training with assistance

- 4 straps with fixed loops
- Self tightening strap in the waist
- Standing or balance exercise
- Double buckles for extra security
- Padded groin straps is ordered separately

Molift RgoSling Fabric Stretcher

A soft fabric hoisting device for horizontal transfers

- Molift RgoSling Fabric Stretcher is suitable when hoisting in a normal sling would be inappropriate due to medical conditions
- Application easily performed
- Standard polyester fabric with padding of the head part
- Used with an 8-point sling bar

Size

XXS	■
XS	■
S	■
M	■
L	■
XL	■

Item no

XXS	1721300
XS	1721310
S	1721320
M	1721330
L	1721340
XL	1721350

Size

Groin straps

Item no

XXS-XS	single pack (order two for a pair)	1721700
S-M	single pack (order two for a pair)	1721720
L-XL	single pack (order two for a pair)	1721740

Size

Width x Length

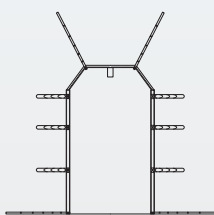
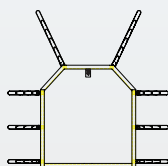
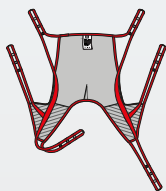
Item no

M	450 x 1750 mm	1721520
L	650 x 1780 mm	1721530
XL	900 x 1830 mm	1721540



Molift RgoSlings





Molift RgoSling MediumBack Plus

Full body support for users weighing from 160 kg

- Provides full body support
- Straps with fixed loops and multiple height options
- Comfortable padded leg-support with dual straps
- Colour coded straps
- Split leg opening
- Can be used with a separate headrest

Molift RgoSling Repositioning sheet

An in-bed lift and positioning sheet

- Turning and transferring patients higher in the bed
- Lifting from bed to another supine surface, stretcher etc
- Stays in bed - for comfortable and dignified care
- Saves time for caregivers
- Colour coded straps facilitate communication when attaching the straps equally on both sides

Size	MediumBack Plus	Size	Quantity	Repositioning sheet
L	1721940	L 1340 x W 1250 mm	1 pc	1721570
XL	1721950	L 1340 x W 1250 mm	10 pcs	1721570-C
		L 2150 x W 1250 mm	1 pc	1721550
		L 2150 x W 1250 mm Maximum user	10 pcs	1721550-C

Maximum user weight: 500 kg

weight: 500 kg



Molift EvoSling

Molift EvoSling is available in a wide range of models and sizes that ensure a solution, regardless of the user's needs. Molift EvoSlings are designed for a 2-point lifting bar.

1300 000 030 | rehabhire.com.au

YOUR
LEADING
HEALTHCARE
EQUIPMENT
PARTNER

Adjust with fixed loops

Hoisting loops on both head and leg supports allow the distance to the sling bar and the user's sitting angle to be adjusted.

Colour coding

Colour coding of hoisting loops helps you find the right fit.

Comfortable padding

Padding in back and leg support distributes the weight over a larger area, giving a much more comfortable lift for the user.

Labelling

Clear, practical information on a highly visible label. Washing instructions and technical information are found in a protective pocket at the back.

Guide strap

Guide straps assist with positioning during the lifting process.

Application pocket

Pockets in the back and on the leg supports make application easier.



Molift EvoSling

Molift has a long history of manufacturing high quality hoists and slings. Molift EvoSling is a portfolio of 2-point slings developed for the everyday needs in all healthcare settings.

Standard models: HighBack, MediumBack & LowBack

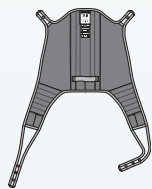
Our standard models are designed for all usual transfer situations and are suitable for most users. They are available in three different back heights: HighBack, MediumBack and LowBack. The padded version has polyester fabric with padded back and leg rests, and the net version has polyester net with padded leg rests.

Models with specific features

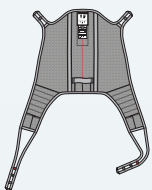
We know that users have many different requirements, so we've designed additional models with specific features to meet their needs, including the Molift EvoSling Hygiene and Molift EvoSling Ampu.



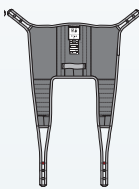
Molift EvoSlings



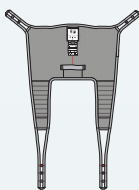
HighBack padded



HighBack net



MediumBack padded



MediumBack net



Molift EvoSling HighBack

Standard leg support opening

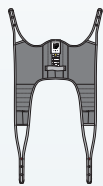
- Support for the entire back and the head
- Hoisting to and from lying or sitting position
- Hoisting from the floor
- All-round sling that fits most users
- Net version has padded legs for extra comfort

Molift EvoSling MediumBack

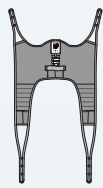
Standard leg support opening

- Suitable for a user with head control
- All-round sling that fits most users
- Net version has padded legs for extra comfort

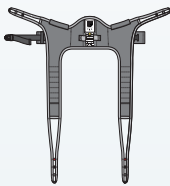
Size		HighBack padded	HighBack net padded	Size		MediumBack padded	MediumBack net padded
XS		1722810	1722710	XS		1723010	1723110
S		1722820	1722720	S		1723020	1723120
M		1722830	1722730	M		1723030	1723130
L		1722840	1722740	L		1723040	1723140
XL		1722850	1722750	XL		1723050	1723150
XXL		1722860	1722760	XXL		1723060	1723160



LowBack padded



LowBack net



LowBack



Molift EvoSling LowBack

Standard leg support opening

- Suitable for users with head control
- Comfortable reclined sitting position
- All-round sling that fits most users
- Net version has padded legs for extra comfort

Molift EvoSling Hygiene

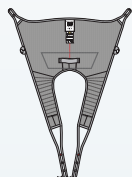
Wide leg support opening

- Comfortable padding
- Belt for extra security
- For users with good core stability and muscle tonus
- Easy access sling, facilitate dressing and undressing

Size		LowBack padded	LowBack net padded	Size		LowBack padded
XS	<input type="checkbox"/>	1722310	1722510	XS	<input type="checkbox"/>	1722210
S	<input checked="" type="checkbox"/>	1722320	1722520	S	<input checked="" type="checkbox"/>	1722220
M	<input type="checkbox"/>	1722330	1722530	M	<input type="checkbox"/>	1722230
L	<input type="checkbox"/>	1722340	1722540	L	<input type="checkbox"/>	1722240
XL	<input type="checkbox"/>	1722350	1722550	XL	<input type="checkbox"/>	1722250
XXL	<input type="checkbox"/>	1722360	1722560	XXL	<input type="checkbox"/>	1722260



Molift EvoSlings



MediumBack
net padded



HighBack net



Molift EvoSling Ampu MediumBack

Narrow leg support opening

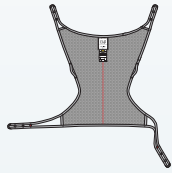
- For users with an amputated leg or reduced core stability or muscle tonus
- For user with head control
- Anti-slip material on part of the inside
- Reclined sitting position
- Comfortable leg padding
- Polyester net

Molift EvoSling Shadow HighBack

Standard leg support opening

- For users who need extra support
- Suitable for users in moulded seats
- Six straps gives more support, security and flexibility
- Arms can be placed inside or outside the sling
- Polyester net with thin webbing: no straps, seams, pockets or labels in the contact surface to the user

Size		MediumBack net padded	Size		HighBack
XS		1723210	XXS		1723900
S		1723220	XS		1723910
M		1723230	S		1723920
L		1723240	M		1723930
XL		1723250	L		1723940
XXL		1723260	XL		1723950



MediumBack



FlexiStrap



Molift EvoSling Comfort MediumBack

Full body support sling without split leg

- Ideal for users with joint problems or sensitivity to pain
- Can be left in the wheelchair underneath the user
- Polyester net, which provides good ventilation
- Red seam indicating the center line of the back, to facilitate correct application

Molift EvoSling FlexiStrap

Avoids heavy lifting of a leg or an arm

- Lifts a leg or arm to avoid heavy lifting
- The FlexiStrap available in two widths
- Padded polyester for comfortable lifting
- Pocket on one side to facilitate application

Size

XS	<input type="checkbox"/>
S	<input checked="" type="checkbox"/>
M	<input type="checkbox"/>
L	<input type="checkbox"/>
XL	<input type="checkbox"/>
XXL	<input type="checkbox"/>

MediumBack net

	1722610
	1722620
	1722630
	1722640
	1722650
	1722660

Version

Molift EvoSling FlexiStrap, standard
Molift EvoSling FlexiStrap, wide

Width x Length

15 x 95 cm
25 x 95 cm

FlexiStrap

1723310
1723330



Molift UnoSling

Disposable slings for single-patient use. An effective solution for infection prevention. Molift UnoSlings are designed to fit a 2-point or a 4-point sling bar.

1300 000 030 | rehabhire.com.au

YOUR
LEADING
HEALTHCARE
EQUIPMENT
PARTNER



Non-wash label

The symbol will change appearance if the product is accidentally washed.



2-point or 4-point

Suitable for use with either 2-point or 4-point sling bar.

Disposable for single-patient use

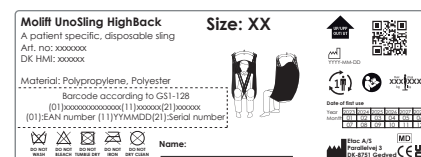
To prevent the transmission of infections, the sling is disposed of when soiled, or the patient no longer needs it.



Disposable product supplied in practical packaging, which makes it easy to store and take out a new sling when needed.

Label with user's name

All products have a large, clear label with practical information. The size is shown clearly and it is easy to add the user's name and date of first use, which ensures safe use.



Molift UnoSling

UnoSling is a portfolio of single-patient use slings (SPU), developed to meet the growing need in healthcare institutions, where infection risk prevention is of outmost importance.

Benefits of single patient use products

Molift UnoSling stay with the patient throughout their stay at the facility and are disposed when they become dirty or damaged or when the patient leaves the facility.

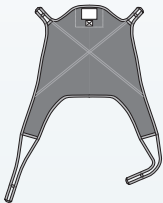
SPU products are essential to prevent healthcare-associated infections. This also enables cost savings and contributes to a more efficient operation for the facility by avoiding logistics and laundry costs. It also leads to easier storage of products that are always ready for use.

Models with specific features

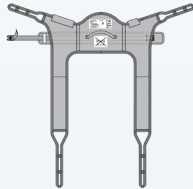
Although being disposable products, Molift UnoSlings are still designed with high quality and patient comfort and safety in mind. Several models are available to meet the different requirements of users, for instance UnoSling HighBack, UnoSling Toilet, UnoSling Repositioning Sheet, UnoSling Ambulating Vest and UnoSling LimbLift.



UnoSling



HighBack



Toilet



Molift UnoSling HighBack

Standard leg support opening

- Fits most patients in common hoisting situations
- Hoisting to and from lying or sitting position
- Support for the entire back and head
- Suitable with 2- or 4-point sling bar

Molift UnoSling Toilet

LowBack sling with large leg opening

- For patients with good coor stability and muscle tone
- Facilitates dressing and undressing
- Easy to apply and remove
- Safety belt for extra security during hoisting
- Suitable with 2- or 4-point sling bar

Size	Pieces/pack	HighBack	Size	Pieces/pack	Toilet
S	20	3060020	S	5	3090020
M	20	3060030	M	5	3090030
L	20	3060040	L	5	3090040
XL	20	3060050	XL	5	3090050
XXL	10	3060060			

Maximum user weight 350 kg



Molift UnoSling StandUp









For use with active sit-to-stand hoists

- Useful for active sit-to-stand transfers
- The belt and non-slip lining provides extra safety and security
- Distributes the weight over the back, for comfortable support
- Compatible with 2-point loop-style sling bars

Molift UnoSling Ambulating Vest

For standing, gait and balance training

- Ensures a safe rehabilitation and early mobilisation
- Double buckles and non-slip lining for extra security
- Includes optional groin straps to prevent the vest from sliding up
- Suitable with a 2-point loop-style sling bar

Size		Pieces/pack	HighBack	Size		Pieces/pack	Ambulating Vest
S		5	3080020	S		5	3070020
M		5	3080030	M		5	3070030
L		5	3080040	L		5	3070040
XL		5	3080050	XL		5	3070050

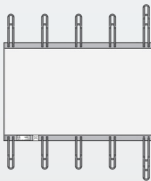
Maximum user weight 350 kg



UnoSling



LimbLift



Repositioning Sheet

Molift UnoSling LimbLift

Avoids heavy lifting of a leg or an arm

- Used during treatment, washing or examination
- For a leg, arm or other parts of the body
- Reduces the strain on caregivers
- Pocket on one side to facilitate application

Molift UnoSling Repositioning Sheet

Repositioning and supine transfers

- Can be used for a variety of care situations for bedridden patients
- For turning and moving higher in bed
- Can remain in bed under the patient
- Suitable for bariatric care

Variant	Size W x L	Pieces/pack	LimbLift	Size	Pieces/pack	Repositioning Sheet
Standard	150 x 950 mm	10	3100020	One size	10	1723900
Wide	250 x 950 mm	10	3100030			


Maximum user weight 200 kg

Maximum user weight 500 kg




Slings facts

Materials



Polyester

The standard polyester fabric is durable and hard wearing. The material is easy to maintain and has a dirt repellent surface.



Polyester net

Hard wearing and durable soft net fabric, breathes well and dries quickly. Suitable for shower and bathing situations.



Durable polyester

Extra strong durable polyester fabric for products with a weight limit of up to 500 kg. The material is easy to maintain and dries quickly.



Non-woven

Non-woven polypropylene. Applies to all Molift UnoSling slings for single-patient use. Molift UnoSling Repositioning Sheet is an exception made of polyester/cotton.



Size	Recommended user weight EvoSling & RgoSling	UnoSling
------	---	----------

XXS	12 - 17 kg	-
XS	17 - 25 kg	-
S	25 - 50 kg	25 - 50 kg
M	45 - 95 kg	45 - 95 kg
L	90 - 165 kg	90 - 165 kg
XL	160 - 240 kg	160 - 350 kg
XXL	230 - 350 kg	-

Washing instructions

All UnoSlings are disposable and should not be washed.



Washing temperature 60-85°C / 140-185°F
Washing at higher temperatures wears out the material faster.

All slings except Molift UnoSlings, have a maximum user weight of 300 kg. Exceptions are specified under each product.



Sling accessories



Molift EvoSling Support

Accessories for slings without head support

The head support is attached to the sling and its length can be adjusted as required using the plastic buckle. It gives the user support for the head and is a useful addition when the user requires more support.



Molift EvoSling Extension Loops

Straps for easier adjustment


Used to extend the hoisting straps or to keep the leg supports together.
N.B: Order 2 for a pair.



Molift EvoSling Soft Padding

For pressure-sensitive users

EvoSling Soft Padding consists of pressure-relieving padded sleeves which are slipped over the leg parts of slings with split-leg support. Washing 40°C / 104°F.



Molift Strap Marker

For marking a selected hoisting loop for head or leg support hoisting straps. Mark the hoisting loops selected during individual testing of the sling.



Molift RgoSling Extension Loops

Straps for easier adjustment

RgoSling: Used to extend the hoisting straps, flexible for 3 different length.
N.B: Order 2 for a pair.



Immedia SlingOn

When the user can't be turned onto their side Immedia SlingOn used with a folding technique makes it possible to apply the sling without first turning the user over to the side. Washing in 80°C or 176°F.

Product

Size

Item no.

Molift EvoSling Support	-	1723400
Molift EvoSling Soft Padding*	XS - M	1723710
Molift EvoSling Soft Padding*	L - XXL	1723740
Molift EvoSling Hygiene Soft Padding*	S - XXL	1723810
Molift Strap Marker*	-	1723600
Immedia SlingOn - Small*	800 x 1000 mm	IM437/S
Immedia SlingOn - Medium*	800 x 1700 mm	IM438
Immedia SlingOn - Large*	1200 x 1500 mm	IM437

Product

Extension

Item no.

Molift RgoSling Extension loops (flexible)	+60, 180 or 260 mm	1721600
Molift EvoSling Extension loop	+90 mm	1723510
Molift EvoSling Extension loop	+180 mm	1723520

*Sold in pairs



1300 000 030 | rehabhire.com.au

YOUR
LEADING
HEALTHCARE
EQUIPMENT
PARTNER

Notes

Lined area for notes.

rehab**hire**&sales

1 300 000 030

320 Lorimer Street Port Melbourne
contact@rehabhire.com.au
rehabhire.com.au

rehab**hire**&sales **REPAIRS AND SERVICE**

REGULAR MAINTENANCE OR REPAIRS

1 300 000 030

Unit 6 | 52 Wirraway Drive Port Melbourne
service@rehabhire.com.au
rehabhire.com.au/repairs-and-service

rehab**installation**

CAN MODIFY EVERY ROOM IN YOUR HOME TO
ENSURE IT IS ACCESSIBLE, SAFE, AND COMFORTABLE

1 300 000 030

320 Lorimer Street Port Melbourne
contact@rehabinstallation.com.au
rehabinstallation.com.au



Registered NDIS Provider