

BREEZY[®]

Relax...



...unlimited comfort



At last, a multi-function chair which gives you that all round, feel-good factor. With its wide range of adjustments and options, the Breezy Relax caters for a range of different needs.

From the infinitely adjustable backrest recline to the length extendable, elevating legrests, the comfortable Breezy Relax maintains correct posture and ensures even pressure distribution.



Increased headrest profiling for improved positioning and comfort. 3 section adjustable and removable headrest



Improved armrest contours with increased height adjustability and improved quick release. Length extendable and height adjustable



Strengthened lateral fixations with increased adjustability. Height, depth and angle adjustable



Width adjustable calf pads. Extra wide version is standard on 51 cm seat width



Length extendable elevating legrests meet the needs of smaller users

Ultimate comfort seating system



Infinitely reclining backrest for optimum positioning. Adjustable from 0° - 40° and height adjustable



Infinitely adjustable seat depth to accommodate developing needs. Adjustable from 38 – 50 cm



Anti-tips as standard to ensure stability

Accessories



Angle and depth adjustable armrest for hemiplegic users



Therapy table



Height and depth adjustable abduction wedge

Standard options:


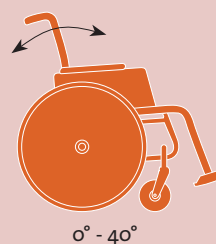

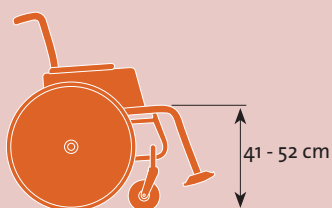
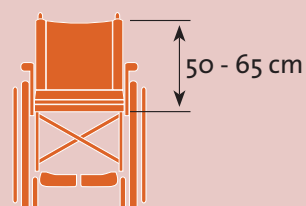
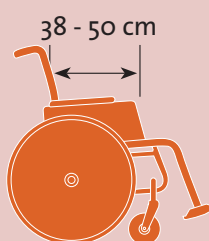
- Ergonomically shaped seat
- Ergonomically shaped backrest with lateral support
- Adjustable seat height
- Adjustable seat depth
- Height adjustable backrest
- Seat width reduction using padded cushions
- Height and depth adjustable, removable armrests
- Height adjustable footrests
- Seat and back angle adjustment
- Three part headrest

Options

- Armrests for hemiplegic users
- Trunk support
- Abduction wedge
- Therapy table
- Crutch holder
- Positioning belt
- Maximum user weight 140kg



Technical details:



Seat width:	37 - 51 cm
Seat depth:	38 - 50 cm
Backrest height:	50 - 65 cm
Total width:	max. SW + 23 cm

Total length inc. footrests:	128 cm
Tilt:	-2° - 20°
Recline:	0° - 40°
Approved user weight:	140 kg

For further information on the full specification, options and accessories, please refer to the order form.
All information is subject to change without notification. Please consult Sunrise Medical with any queries you may have.

rehabhire & sales

310 Lorimer Street Port Melbourne Victoria 3207
t: 1300 000 030 | e: contact@rehabhire.com.au | rehabhire.com.au