



Product Specification Sheet

Class of Use	B
Weight Capacity	TRU Balance® 3 Power Positioning :160kg Q-Captain Seating: 159kg
Maximum Speed ¹	<10km/h
Ground Clearance ²	125mm at motors
Turning Radius ²	1249.7mm
Overall Size ^{2,6}	Length: 1067mm without foot riggings Width: 732.03mm
Drive Wheels	381 mm pneumatic
Suspension	Independent Smooth Ride Suspension
Range ^{1,4}	<25.75km at 136kg <27.36km at 99.8kg
Component Weights ⁵	Base without batteries: 76.48kg Batteries: 26.58kg each
Drivetrain	4 motor, independent drive
Brakes	Regenerative and electromechanical
Batteries ³	Group 27
Battery Charger	8 amp off-board
Freewheel Operational Force	Less than 60 N
Drive Control Operational Force	Less than 5 N
Maximum Rated Slope	8° (14.1%)
Maximum Obstacle Climbing Ability (Ascending and Descending)	102mm
Measured Sound Level (A-weighted)	<63.5dB

¹ Varies with base model, user weight, terrain type, battery amp hour rating (Ah), battery charge, battery condition, motors, controller type, tire type, and tire condition. This specification is subject to a variance of +10%, -5%.

² Due to manufacturing tolerances and continued product improvement, this specification can be subject to a variance of (+ or -) 3%.

³ AGM, Gel-Cell, Lithium-ion or Hybrid Gel (Hybrid Gel is defined as Nano Silica Gel Electrolyte with High Quality Glass Mat Separators) type required. See "Batteries and Charging."

⁴ Tested in accordance with ANSI/RESNA, WC Vol. 2, Section 4 & ISO 7176-4 standards. Results derived from theoretical calculations based on battery specifications and drive system performance. Test conducted at maximum weight capacity.

⁵ Battery weight may vary based on manufacturer.

⁶ Dimensions listed are for power base only. Overall measurements will vary based on seating and accessory selections.

NOTE: This product conforms to all applicable ANSI/RESNA, ISO 7176 Series, AS 3695.2, and EN12184 standards. All specifications subject to change without notice.



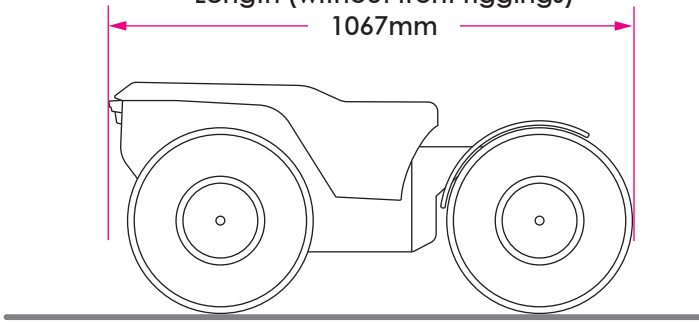
Rev A/June 2024



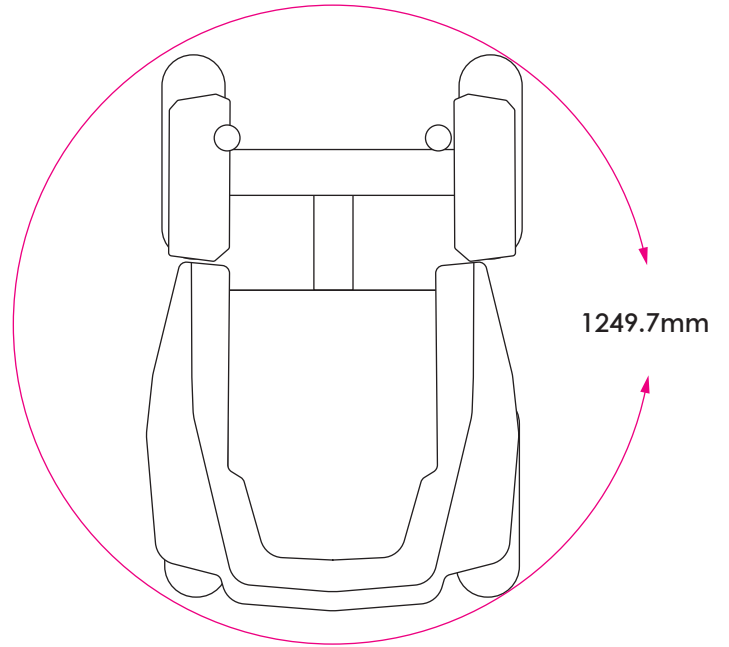


Product Specification Sheet

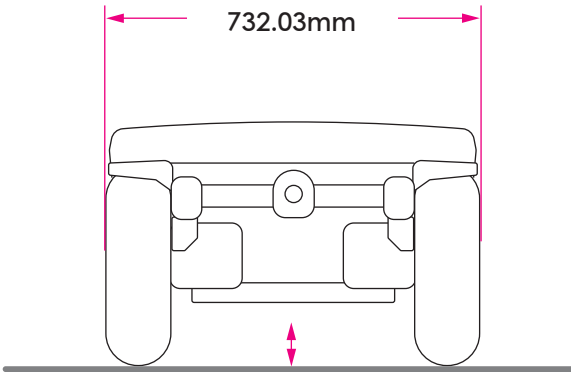
Length (without front riggings)
1067mm



Turning Radius



Width
732.03mm



125mm
Ground Clearance