

rehabhire & sales

YOUR  
LEADING  
HEALTHCARE  
EQUIPMENT  
PARTNER

novis






# ProCair Prime Care and Cleaning Guide



1300 000 030 | [rehabhire.com.au](http://rehabhire.com.au)

YOUR  
LEADING  
HEALTHCARE  
EQUIPMENT  
PARTNER

## Care and Cleaning

-  To prevent cross contamination, the mattress should be examined and disinfected between patient use.
-  Clean the mattress in accordance with local infection control policy and government regulations. Failure to do so could cause patient or personal injury.
-  The mattress is not protected against excessive amounts of fluid.
-  Switch off and disconnect the control unit from mains power supply before cleaning. Do not immerse the control unit in fluid.
-  Do not use high temperature autoclave steam cleaning devices or phenolic based products for cleaning. This could result in damage to the equipment and may result in damage to the polyurethane coating, or negate the biocompatibility properties of the fabric.



## Cleaning and Infection Control

-  It is recommended that the system is cleaned every two weeks if in constant use.

### Top Cover Cleaning

Unzip and remove the top cover from the base before washing (refer page 19 for instructions).


For basic care and cleaning, wipe down with warm water containing PH neutral detergent. The top cover can also be machine washed at a maximum of 95° C (203° F) using neutral detergents.

-  Refer to the top cover wash tag for detailed cleaning instructions.
-  Do not use system without top cover.

### Base and Foam Sheet Cleaning

Swab the mattress base, air cells and the foam sheet with a solution of sodium hypochlorite or similar (up to 10,000 ppm available chlorine). Dry thoroughly before reassembly.



Do not machine wash or tumble dry the air cells, mattress base or the foam sheet.

-  If cleaning or disinfection is required, do not allow fluid to enter air cells and air hoses.

### Control Unit/Handset Cleaning

Disconnect control unit from mains power before cleaning. Gently wipe down the external case with a soft cloth.

Soak the cloth in warm water containing mild PH neutral detergent, and wring any excess water before gently wiping all external controls. Repeat the process with a dry cloth to remove excess moisture. A soft bristled nylon brush can be used to gently clean crevices.

-  Ensure the control unit is disconnected from mains power before cleaning.
-  Do not spray disinfectant directly on to the control unit, or immerse the unit in water or other fluid.

## Care and Cleaning

### Disinfection

The mattress, top cover and control unit may be decontaminated by a solution of sodium hypochlorite or similar (up to 10,000ppm available chlorine). Dry thoroughly before use.

For infection control, swab with a solution of sodium hypochlorite or similar (up to 10,000 ppm available chlorine). Dry thoroughly before reattaching and use.

### Top Cover Removal

- 1 Raise the waterfall skirt and locate the zippers at the foot end of the mattress.
- 2 Starting with either zipper, run the zipper along the side of the mattress towards the centre of the head end.
- 3 Repeat with other zipper. The top cover can now be detached from the mattress base.

To reattach the top cover to the mattress base, reattach the zippers, then run them along the sides of the mattress back towards the centre of the foot end.



### Notes

---

---

---

---

---

---

---

---

# rehab**hire**&sales

1 300 000 030

320 Lorimer Street Port Melbourne  
contact@rehabhire.com.au  
rehabhire.com.au

# rehab**hire**&sales **REPAIRS AND SERVICE**

REGULAR MAINTENANCE OR REPAIRS

1 300 000 030

Unit 6 | 52 Wirraway Drive Port Melbourne  
service@rehabhire.com.au  
rehabhire.com.au/repairs-and-service

# rehab**installation**

CAN MODIFY EVERY ROOM IN YOUR HOME TO  
ENSURE IT IS ACCESSIBLE, SAFE, AND COMFORTABLE

1 300 000 030

320 Lorimer Street Port Melbourne  
contact@rehabinstallation.com.au  
rehabinstallation.com.au



Registered NDIS Provider