



OVERBED TABLES

Designed to accommodate items within easy arm's reach from a bed or chair



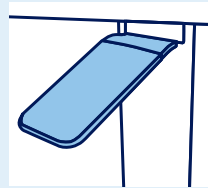
OVERBED TABLES

Aspire Overbed Tables are designed to conveniently accommodate meals, drinks, reading materials, tablet devices and other items within easy arm's reach from a bed or chair.

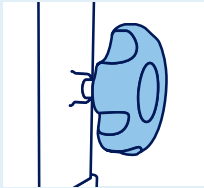
Adjustable in height and with locking castors, the robust steel frame and reinforced base mount provide a very stable and secure tabletop.

Customisable options and bespoke finishes are available to meet your interior design aspirations.

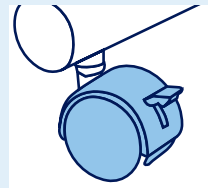
The range includes a tilt top model with a wider base, designed to fit around most lift recline chairs.



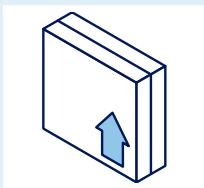
HEIGHT ADJUSTMENT LEVERS
Smooth height adjustment is easily accessible to users and carers.



HEIGHT ADJUSTMENT LOCK
When fastened, will lock the height and prevent adjustment by users.



TWO LOCKING CASTORS
The table position can be secured to prevent it rolling away in use.



FLAT PACK CARTON DESIGN
For freight and storage efficiency and protection.

1 YEAR WARRANTY

Overbed Tables are registered in the ARTG, AUST R ARTG 242920

DVA Contracted

AS / NZS Approved






LAMINATE FLAT TOP



Gunmetal Grey Frame with Milano Walnut Top

- Lightweight mobile table positions overbed or chair
- Can be used for eating, drawing or other activities
- Flat top ideal for hospital, facility or home use
- Full height adjustable with a fixing knob for additional security
- Powder coated mild steel frame construction
- C base shape fitted with four castors enables close positioning to the bedside or chair
- Cream standard laminate top with vinyl wrap around the edge, or thermoform cream top which is heat resistant
- Available in White & Beech Laminate coloured tops

STANDARD SWATCH OPTIONS:

	White Laminate & Beige Frame
	Beech Laminate & Beige Frame
	White Laminate & Gunmetal Grey Frame
	Sublime Teak & Gunmetal Grey Frame
	Milano Walnut & Gunmetal Grey Frame

CUSTOMISABLE OPTIONS

We offer custom colour combinations of our laminate table tops and frames outside of the standard options. Enquire today to create the look you desire.

BESPOKE TABLETOPS

We also make bespoke tabletops to order! Please call us to discuss material, colour, finish, size, shape, or even printing options.

THERMOFORM RECESSED TOP



- Lightweight mobile table positions overbed or chair
- Can be used for eating, drawing or other activities
- Flat top ideal for hospital or home use
- Fully height adjustable
- Powder coated mild steel frame construction



THERMOFORMED SURFACE

An impermeable surface layer continues over and down the vertical edges so it is easily wiped clean.

SPLIT TILT TOP



- Top can be tilted and fixed in position to suit the user, while the smaller surface remains horizontal to hold drinks or other items.
- Wide base model fits around most lift recliners and chairs
- Locking tilt mechanism eliminates surface movement in all positions
- Spring loaded locking handle ensures perfect alignment and alleviates wobble of tabletop



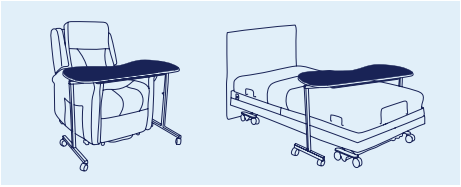
THERMOFORMED SURFACE

An impermeable surface layer continues over and down the vertical edges so it is easily wiped clean.

OVER CHAIR TABLE



- Curved table top allows users to comfortably rest their arms whilst providing additional support to those with reduced upright sitting strength
- Height adjustment fit in with varying chair and bed heights
- Designed to accommodate recliners, chairs and beds up to 1120mm wide
- Raised safety trims keeps items within arm's reach and prevents them from sliding off
- Durable laminate table top and powder coated frame for fuss-free clean up and usage
- Large table top accommodates food trays, personal items and provides a stable writing surface
- Locking castors for improved stability and effortless flexibility



SPECIFICATIONS

Code	Description	Height Range	Tabletop Length	Tabletop Width	Internal. Base Width	Tilt Section Width	Fixed Section Width
BEA006700	Overbed Table – Beige Frame – AC White Top	730 – 1095 mm	430 mm	800 mm	670 mm	-	-
BEA006701	Overbed Table – Beige Frame – Beech Top	730 – 1095 mm	430 mm	800 mm	670 mm	-	-
BEA006705	Overbed Table – Gunmetal Grey Frame – Laminate Top – Sublime Teak	730 – 1095 mm	430 mm	800 mm	670 mm	-	-
BEA006706	Overbed Table – Gunmetal Grey Frame – Laminate Top – Milano Walnut	730 – 1095 mm	430 mm	800 mm	670 mm	-	-
BEA006707	Overbed Table – Gunmetal Grey Frame – Laminate Top – White	730 – 1095 mm	430 mm	800 mm	670 mm	-	-
BEA006685	Overbed Table Frame – Gunmetal Grey	730 – 1095 mm	-	-	670 mm	-	-
BEA006690	Overbed Table Frame – Beige	730 – 1095 mm	-	-	670 mm	-	-
BEA006695	Overbed Tabletop – Sublime Teak	-	430 mm	800 mm	-	-	-
BEA006696	Overbed Tabletop – Milano Walnut	-	430 mm	800 mm	-	-	-
BEA006694	Overbed Tabletop – Beech	-	430 mm	800 mm	-	-	-
BEA006693	Overbed Tabletop – AC White	-	430 mm	800 mm	-	-	-
BEA006691	Overbed Tabletop – Recessed Cream	-	430 mm	800 mm	-	-	-
BEA028110	Overbed Table Recessed Tilt – Beige Frame – Cream Top	780-1140 mm	430 mm	800 mm	800 mm	600 mm	200 mm
BEA028000	Overbed Table Recessed – Beige Frame – Cream Top	730 – 1095 mm	430 mm	800 mm	670 mm	-	-
BEA028150	Overbed Chair Table – Beech Laminate	710 – 910 mm	1000 – 1200 mm	505 mm	-	-	-

ASSOCIATED PRODUCTS



BEDROOM ACCESSORIES

We offer a range of accessories to assist with movement and comfort in the bedroom

Shown Aspire Bed Cradle
BEA014605



LIFT RECLINE CHAIRS

Luxury Aspire recliner range has four, dual and single motor functions.

Shown Aspire Raphael Quattro
Powerlift Recline Chair
Sizes S–XL Available