

rehabhire & sales

YOUR
LEADING
HEALTHCARE
EQUIPMENT
PARTNER



XXL Clean

User Manual

For use by: Bariatric users in hospitals and nursing homes.




1300 000 030 | rehabhire.com.au

YOUR
LEADING
HEALTHCARE
EQUIPMENT
PARTNER

Instructions for XXL-Rehab Clean

CAUTION

The bariatric bedside commode/shower chair XXL-Rehab Clean should not be used without proper instruction from trained staff or from persons who have been instructed in the proper use of the product as improper adjustment or use may injure the user.

Please read these instructions thoroughly before using XXL-Rehab Clean. Pay particular attention to the safety instructions marked with .


Cobi Rehab assumes no responsibility for any damage to the product or personal injury caused by improper use of XXL-Rehab Clean.

If components are damaged or missing, please contact Cobi Rehab immediately. Do not use substitute parts.

Cobi Rehab cannot be held liable for defects or accidents caused by repairs carried out without written authorisation from Cobi Rehab.

Before use

The bolts for adjusting the legs and backrest must be properly mounted in the holes on the side of the bariatric bedside commode/shower chair and tightened.

 If the chair is used before the bolts for adjusting the legs and backrest have been properly mounted and tightened, the user may fall off to the side of the chair.

In use

Always be aware of the risk of performing unsafe transfers or movements when moving the user in or out of the bariatric bedside commode/shower chair.


The backrest can be adjusted to three different depths. This does not affect the stability of the chair.


The surface temperature of the bariatric bedside commode/shower chair can increase or decrease when exposed to external sources of heat or cold.


Ensure that all four legs are level to avoid instability problems.

Use

XXL-Rehab Clean is used by bariatric users weighing up to 325 kg during lavatory use and in shower situations.

 If the max. weight limit is exceeded the chair may tip or break.

 Only use bariatric bedside commode/shower chair on a firm floor with a maximum slope of 3 degrees, as the chair may otherwise tip.

 The shower chair is only suitable for showering in wet rooms such as shower rooms. Do not use the shower chair in pools or swimming pools.



Maintenance and cleaning

The chair frame, seat, armrests and the commode bucket may be cleaned with water and a household detergent.

The seat is also removable if the need for disinfection with e.g. white spirit is required. Make sure to fasten the seat properly again after cleaning.

Regularly check all bolts and nuts and retighten if required.

⚠ Non-compliance with the bolt inspection guidelines may lead to malfunction.

Warranty

Cobi Rehab warrants that the XXL-Rehab Clean is without defects on delivery. If, against all expectations, the bariatric bedside commode/shower chair is subject to deficiencies or defects on receipt, please contact Cobi Rehab immediately.

The warranty period for the XXL-Rehab Clean is one year from the date of purchase. The invoice is your certificate of warranty.

The warranty does not apply to:

- products on which the serial number, batch number or the like have been removed or significantly damaged
- which have been repaired by unauthorized personnel
- normal maintenance such as cleaning, adjustment, lubrication and updating of equipment or parts.

This warranty does not cover Clean when Cobi Rehab assesses that XXL-Rehab Clean has been improperly handled, e.g. if the maximum user weight has been exceeded.

For damage caused by improper operation, an invoice will be issued for both the service and the spare parts used.

The above warranty is the only warranty offered. Cobi Rehab cannot be held liable for damage or injury of any kind.

Maximum user weight	325 kg
Total length	80-101 cm
Total outer width on armrests	73 / 83 cm
Total height	79-94 cm
Seat width	61 / 71 cm
Seat depth, adjustable	40-52 cm
Seat height, adjustable	44-59 cm
Height of backrest	37 cm
Width toilet opening	Diameter 24 cm, 35 cm long
Distance from floor to seat underside	33-48 cm
Distance from floor to bucket underside	21-36 cm
Distance between armrests	69 / 79 cm
Seat to armrest	26 cm
Weight	14 / 15 kg
Frame	Powder-lacquered chromium molybdenum steel
Seat / back / armrests	Polyurethane
ISO - classification	ISO 09 33 03
Expected product life service	7 years



XXL-Rehab Clean is manufactured and tested in accordance with the international DS/EN 12182:2012 standard.

Disposal

Products which are no longer in use, must be responsibly disposed of. Contact the relevant local authorities for guidance on correct disposal.



Seat with lid



Split toilet seat



**MANUFACTURER
AND DEALER**

Cobi Rehab
Fuglebækvej 1D
DK-2770 Kastrup
Denmark
Tel.: +45 70 25 25 22
cobirehab.com

11/2019/CP

rehabhire & sales

1 300 000 030

320 Lorimer Street Port Melbourne
contact@rehabhire.com.au
rehabhire.com.au

rehabhire & sales **REPAIRS AND SERVICE**

REGULAR MAINTENANCE OR REPAIRS

1 300 000 030

Unit 6 | 52 Wirraway Drive Port Melbourne
service@rehabhire.com.au
rehabhire.com.au/repairs-and-service

rehabinstallation

CAN MODIFY EVERY ROOM IN YOUR HOME TO
ENSURE IT IS ACCESSIBLE, SAFE, AND COMFORTABLE

1 300 000 030

320 Lorimer Street Port Melbourne
contact@rehabinstallation.com.au
rehabinstallation.com.au



Registered NDIS Provider