

rehabhire & sales

YOUR
LEADING
HEALTHCARE
EQUIPMENT
PARTNER



XXL Shower Commode

User Manual

For use by: Bariatric users at home, in care facilities, and in hospitals.



1300 000 030 | rehabhire.com.au

YOUR
LEADING
HEALTHCARE
EQUIPMENT
PARTNER

Instructions for XXL-Rehab Shower Commode

CAUTION



This product should not be used without proper instruction from a healthcare professional.

Using the product for individuals weighing more than the maximum weight-bearing capacity may pose a risk for damaging the product.

Cobi Rehab assumes no responsibility for any damage or injury caused by improper installation, assembly or use of this product.

If components are damaged or missing, contact Cobi Rehab immediately. Do NOT use substitute parts.


Cobi Rehab cannot be held liable for faults or accidents occurring after repairs by service staff without written authorisation from Cobi Rehab.


 To ensure proper use of the XXL-Rehab Shower Commode, read these instructions thoroughly before using the product. In doing so, pay particular attention to the warning notes marked with .

Also remember that in order to prevent the risk of injury to the user, the shower commode may be operated only by trained caregivers or aides or by individuals who have been instructed in its proper use.

Use

The XXL-Rehab Shower Commode is designed to help an individual weighing up to 325 kg during transfers to and from the bathroom, in the shower, and during lavatory use.


 Using the product for individuals weighing more than 325 kg may pose a risk of tipping or damaging the shower commode.

 Always use the XXL-Rehab Shower Commode on level, hard flooring with a maximum slope of 3 degrees, as otherwise there is a risk of tipping.


Before use

The armrests must be properly installed in the sockets on the side of the shower commode.

The width of the footrests may be gradually adjusted. The lock bolts beneath the foot plates must always be properly mounted in the footrest sockets and must not be secured to the footrests outside the sockets.


 To prevent the risk of the user falling off the side of the shower commode, never use it without first properly installing the armrests.


In use


 Never stand on the foot plates or use them as a platform during transfers, as this will pose a high risk of tipping.

Pinch hazards

- Installing the armrests while the user is seated on the shower commode may present a pinch hazard between the armrests and the side of the commode.
- There is a risk of pinching a foot between the foot plates if the lock bolts are not properly mounted in the footrest sockets.
- There is a risk of pinching fingers and other parts of the body between the shower commode's seat frame and a toilet bowl or bedpan. Therefore, be particularly careful when placing the shower commode over the toilet or inserting a bedpan beneath the seat.

 The shower commode is not designed to be driven over obstacles such as doorsteps, etc. To prevent the risk of tipping, only drive the shower commode on a level, hard surface.

 Both wheels must be locked with the wheel locks when the user is seated on the shower commode, except when it is used for transport.

 If the user requires assistance during transfers to the shower commode, the aides must be particularly aware of the risk of performing unsafe lifts or movements when placing the user on the shower commode. This applies whether the transfer is effected by means of a lift, slide board or support device.

Maintenance and cleaning

The white frame components and the seat and armrests may be cleaned with water and a household detergent.

To thoroughly clean the seat: unscrew the four screws under the seat, clean and make sure to fasten the seat properly again.

Regularly check bolts and lock nuts, and retighten if required.

⚠ Failure to inspect the bolts as directed may cause functional failures.

Warranty

The XXL-Rehab Shower Commode is covered by one year warranty from the invoice date for materials and workmanship.

Products which have been used for purposes other than the intended use; or which have been subject to negligence, abuse, improper storage or handling, improper operation, unauthorized modifications or damages beyond normal wear and tear as determined by Cobi Rehab, are not covered by this warranty.

If weight capacity is exceeded, the warranty will be void.

Any unauthorized repairs to product / part, as well as tampering with any components, will void the warranty.



XXL-Rehab Shower Commode is manufactured and tested in accordance with the international DS/EN 12182:2000 standard.

Maximum weight capacity is	325 kg
Total length	117 cm
Total outer width with standard armrests	68 / 78 cm
Total outer width with butterfly armrests	87 / 97 cm
Seat width with standard armrests	61 / 71 cm
Seat width with butterfly armrests	75 / 85 cm
Seat depth	56 cm
Seat height	55 cm
Armrest width	6 cm
Width toilet opening	Diameter 24 cm, 35 cm long
Distance from floor to seat underside	44.5 cm
Pushbar from floor	100 cm
Seat to backrest	45 cm
Seat to footrest	40-42-44-46-48 cm
Height seat to armrest	25 cm
Weight	27 / 30 kg
Swing-away armrests	Yes
Swing-away footrests	Yes
Removable footrests	Yes
Height adjustable footrests	Yes
Individual wheel locks	Yes, 2 locks
Wheels	Diameter 125 mm
Frame	Powder-lacquered chromium molybdenum steel
Seat/back/armrests	Polyurethane
Footrest coating	PU foam
ISO - classification	ISO 09 12 03



Seat with lid



Split toilet seat



rehabhire & sales

1300 000 030

320 Lorimer Street Port Melbourne
contact@rehabhire.com.au
rehabhire.com.au

rehabhire & sales **REPAIRS AND SERVICE**

REGULAR MAINTENANCE OR REPAIRS

1300 000 030

Unit 6 | 52 Wirraway Drive Port Melbourne
service@rehabhire.com.au
rehabhire.com.au/repairs-and-service

rehabinstallation

CAN MODIFY EVERY ROOM IN YOUR HOME TO
ENSURE IT IS ACCESSIBLE, SAFE, AND COMFORTABLE

1300 000 030

320 Lorimer Street Port Melbourne
contact@rehabinstallation.com.au
rehabinstallation.com.au



Registered NDIS Provider