

rehabhire & sales

YOUR
LEADING
HEALTHCARE
EQUIPMENT
PARTNER

molift[®]

Mobile Hoists

A New Generation



1300 000 030 | rehabhire.com.au

YOUR
LEADING
HEALTHCARE
EQUIPMENT
PARTNER

Introducing a new Generation of Molift Floor Lifters

The new generation of floor lifters from Molift offer a smarter, stronger, and more sustainable solution across all use cases and levels of care. With a continued focus on ergonomics and lightweight aluminium designs, the new generation offers all the benefits of its predecessors with new and improved features designed to set it apart from its competitors. Whether you're after portability with the Smart 150 or heavy lifting with the Mover 300, these updates bring significant improvements.

Overview of Upgrades

- ~ ISO 10535:2021 compliant
- ~ New actuator
- ~ New battery technology (Lithium-Ion)
- ~ New hand control
- ~ Life expectancy increased from 10 to 15 years
- ~ Bluetooth connectivity to Molift Service Tool



Robust and washable Hand control. Indicators for battery, overload and service.



Significant increase of product lifetime



New Lithium Ion battery with increased capacity

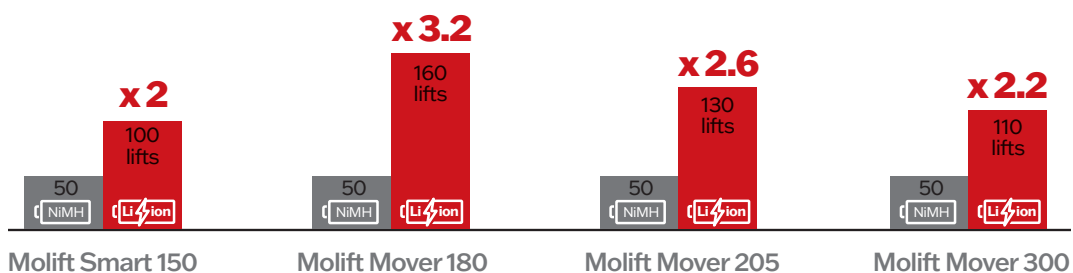


Bluetooth connection to molift Service Tool



Turbo boost when unloaded

Total number of lifts with fully charged batteries



Molift Smart 150

Light, foldable and transportable without tools



Compact smartness

Molift Smart 150 is designed to be easily wheeled and transported to where it is required. It is designed for home care, travelling and easy storage. Molift Smart 150 is foldable in one piece without using any tools.

Due to its low weight, the small footprint and the unique construction, Molift Smart 150 is easy to manoeuvre even in narrow spaces. The hoisting range of 195 to 1665 mm provides an excellent maximum hoisting height and at the same time gets very low, can lift from the floor. The 4-point sling bar ensures a comfortable and spacious hoisting position for the user.

Molift Smart 150 has been awarded for Design Excellence by the Norwegian Design Council.

Features

- ~ Comfortable and spacious hoisting
- ~ Compact and foldable without tools
- ~ Low weight and small footprint
- ~ Allows lifting from floor
- ~ Easy to manoeuvre



Molift Smart 150 folded



Soft travel bag



Travel suitcase

Product		Item no.	Dimensions		Weight	
Molift Smart 150 (incl. sling bar)		M1020	Length	1200 mm	Total Weight	26 kg
Accessories		Item no.	Leg height	110 mm	Material	
Soft travel bag	PHMOLSC		Dimensions folded	L1160 x W475 x H360 mm	Aluminium, steel	
Travel suitcase	0990200		Hoisting height	195 to 1665 mm	Cleaning	
Technical			Hoisting interval	1410 mm		
Battery	Li-Ion 25.2V, 2.85Ah		Width chassis, legs open inner (mm)	925 mm		
Battery charge time	3.5 hours		Width chassis, outer (mm)	660 mm		
Hoisting speed	40 mm/sec					
Rated performance	100 hoists/75 kg/500 mm					

Molift Mover

A family of compact, lightweight mobile hoists with great flexibility and large hoisting range. Suitable in homes, hospitals and care environments.

Large hoisting range

Molift Mover has a lightweight aluminium construction that makes the hoist very easy to manoeuvre. The low weight in relation to lifting capacity is the best in class. A large hoisting range allows hoisting from high surfaces as well as hoisting from the floor. The integrated Molift Service Tool ensures correct service and maintenance intervals.

Ergonomic handling

For improved caregiver ergonomics, the Molift Mover hoists are equipped with Molift's unique intuitive push handle. The handle provides multiple and flexible grip possibilities for improved caregiver ergonomics. The easily accessible hand control is very user friendly.

Features

- ~ A lightweight and compact hoist
- ~ Very easy to manoeuvre
- ~ Large hoisting range
- ~ Hoisting from floor

Molift Mover 180

Molift Mover is suitable for transfer situations in home, hospital and care environments.

Optional 2-point or 4-point sling bar with quick release.



Molift Mover	Mover 180	Mover 205	Mover 300	Accessories Item no.	
Standard chassis, small casters	M1801	M14000	M15050	Weight scale	page 7
Low base chassis	-	M1402	-	Sling bars	Page 7
Standard chassis + supporting arms	-	M1403	M1503		

For complete variant matrix, contact Novis.

Cleaning

Molift Mover 205

Molift Mover 205 is a workhorse for frequent and everyday use, suitable for transfer situations in nursingcare and hospital settings. A quick release function provides optional 2-point and 4-point sling bars in different dimensions. A hoist with great flexibility and many accessories.



Molift Mover 300

Molift Mover 300 has the high hoisting capacity of 300 kg. It is the ideal solution for hospitals and care facilities with bariatric clients who have frequent and everyday moving and handling needs. With its low weight and high capacity, it is one of the lightest in its category.



Facts - Molift Mover *

	Mover 180	Mover 205	Mover 300
Maximum user weight (SWL)	180 kg	205 kg	300 kg
Total weight	29 kg	37 kg	39 kg
Length	1260 mm	1285 mm	1285 mm
Chassis width (outer)	670 mm	690 mm	690 mm
Chassis width (inner)	555 mm	550 mm	550 mm
Chassis width, legs open (inner)	1025 mm	1065 mm	1065 mm
Leg height	105 mm	115 mm	115 mm
Material	Aluminium, steel, plastic		

Facts - Molift Mover *

	Mover 180	Mover 205	Mover 300
Battery	NiMH 26.4 V - 2.6 Ah		
Battery charge time	3.5 hours		
Hoisting height	1907 mm	1985 mm	1990 mm
Hoisting interval	1365 mm	1450 mm	1420 mm
Hoisting speed	46 mm/sec	40 mm/sec	32.6 mm/sec
Rated performance	160 lifts / 75 kg / 500 mm	130 lifts / 75 kg / 500 mm	110 lifts / 75 kg / 500 mm
Service Software	Included		

* for Standard chassis excl. sling bar

Molift Partner 255

The flagship of Molift's mobile hoists - with vertical hoisting pattern for excellent stability




Ideal solution for critical care

Molift Partner 255 provides an ideal solution for hoisting in acute and critical care areas in both hospitals and care facilities. The straight vertical column in combination with the fixed sling bar provides excellent stability. It maintains the user at the same distance from the column throughout the hoisting. With an outstanding hoisting range, Molift Partner 255 allows hoisting from the floor as well as high surfaces.

Molift Partner 255 is one of the lightest in its category and combined with excellent construction, ergonomic design and the caster solution, it becomes very easy to manoeuvre even with a lifting capacity of 255 kg.

Molift Partner 255 is available in several variants for the possibility of optimizing the product according to needs; low base chassis, supporting arms for gait/walk training and weight scale.



Features

- ~ High safe working load - 255 kg
- ~ Fixed sling bar and straight vertical column for safe and stable hoisting
- ~ Low weight and easy to manoeuvre
- ~ Suitable for use with Molift stretcher


Product	Item no.	Dimensions	Technical
Molift Partner 255 incl. sling bar	M13000	Length 1285 mm	Battery 26.4V NiMH 2.6Ah
Molift Partner 255 incl. sling bar and support arms	M13100	Leg height 115 mm	Battery charge time 3.5 hours
For complete variant matrix, contact Novis		Hoisting height 390 to 1680 mm	Hoisting speed 42.9 mm/sec
		Hoisting interval 1290 mm	Rated performance 50 hoists/75 kg/ 500mm
		Width chassis, legs open inner 1055 mm	
		Width chassis, outer 690 mm	
Accessories	Item no.	Weight	Material
Weight scale (see page for sling bars)	See P7	Total Weight 38.3 kg	Aluminium, steel
Sling bars (see page for sling bars)	See P7		
			Cleaning
			CE

Sling bars for Molift mobile hoists

Lightweight sling bars with quick release coupling for easy change

Molift aluminium sling bars fit new and older hoists. The lightweight sling bar has a quick-release coupling, which makes it very easy for the caregiver to change.

The weight scale is class III approved and complies to all technical standards. It can calculate BMI (Body mass index) at the touch of a button.



Mover 180 2-point sling bar

Aluminium/zink, SWL 300 kg


Small	H130	1830043
	L350	
Medium	H130	1830042
	L450	
Large	H130	1830041
	L550	



Mover 205 2-point sling bar incl weight scale

Aluminium/zink, SWL 300 kg

Small	H130	1430120
	L350	
Medium	H130	1430121
	L450	
Large	H130	1430122
	L550	



Mover 180 4-point sling bar

Aluminium/zink, SWL 300 kg

Small	H210	1830110
	W300	
	L350	
Medium	H240	1830111
	W300	
	L450	
Large	H240	1830112
	W350	
	L550	
Extra large	H240	1830113
	W350	
	L650	



Mover 205 /300 4-point sling bar

Aluminium/zink, SWL 300 kg

Medium	H240	1530101
	W300	
	L450	
Large	H240	1530102
	W350	
	L550	
Extra large	H240	1530103
	W350	
	L650	



Mover 180 Weight scale

SWL 300 kg

Scale	1840000
-------	---------



Mover 205 /300 4-point sling bar incl weight scale

Aluminium/zink, SWL 300 kg

Medium	H240	1530110
	W300	
	L450	
Large	H240	1530111
	W350	
	L550	



Mover 205 2-point sling bar

Aluminium/zink, SWL 300 kg

Small	H130	1430117
	L350	
Medium	H130	1430116
	L450	
Large	H130	1430115
	L550	



Partner 255 4-point sling bar

Aluminium/zink, SWL 255 kg

Medium	H240	1330160
	W300	
	L450	



Partner 255 8-point sling bar

Steel, SWL 255 kg

Medium	H420	2140002
	W920	
	L1430	

Molift Service Tool

A family of compact, lightweight mobile hoists with great flexibility and large hoisting range. Suitable in homes, hospitals and care environments.

Ensuring correct service and maintenance

All Molift hoists have an integrated service software that indicates when a service is necessary. This ensures user, caregiver and management that the hoist is safe in relation to applicable laws and regulations.

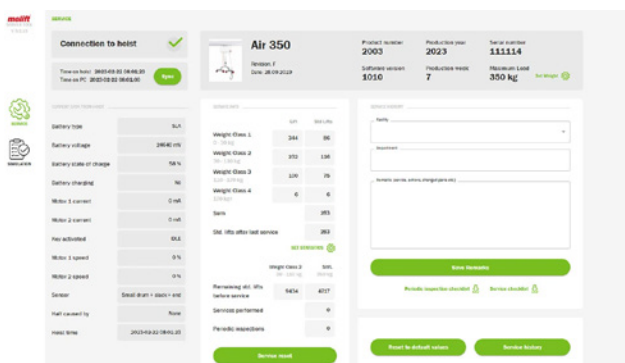
Molift Service Tool calculates the number of lifts and gives a warning signal when a service is required.

Through Molift Service Tool, a technician can connect and interact with the hoist to perform and log service and for technical trouble-shooting. The software also allows reading, checking and adjusting key parameters in the hoist as well as logging, reading and printing the service history.

The software provides access to a product specific service checklist.

Record and analyse hoist usage

Molift Service Tool can also be used to retrieve data about hoist usage and hoisting patterns. When the data is linked to work-related injury among the employees, it can be a helpful tool for the employers to reduce injuries. Furthermore Molift Service Tool can improve efficiency as it indicates whether the types of hoists in use are suitable for the patient group and their needs.



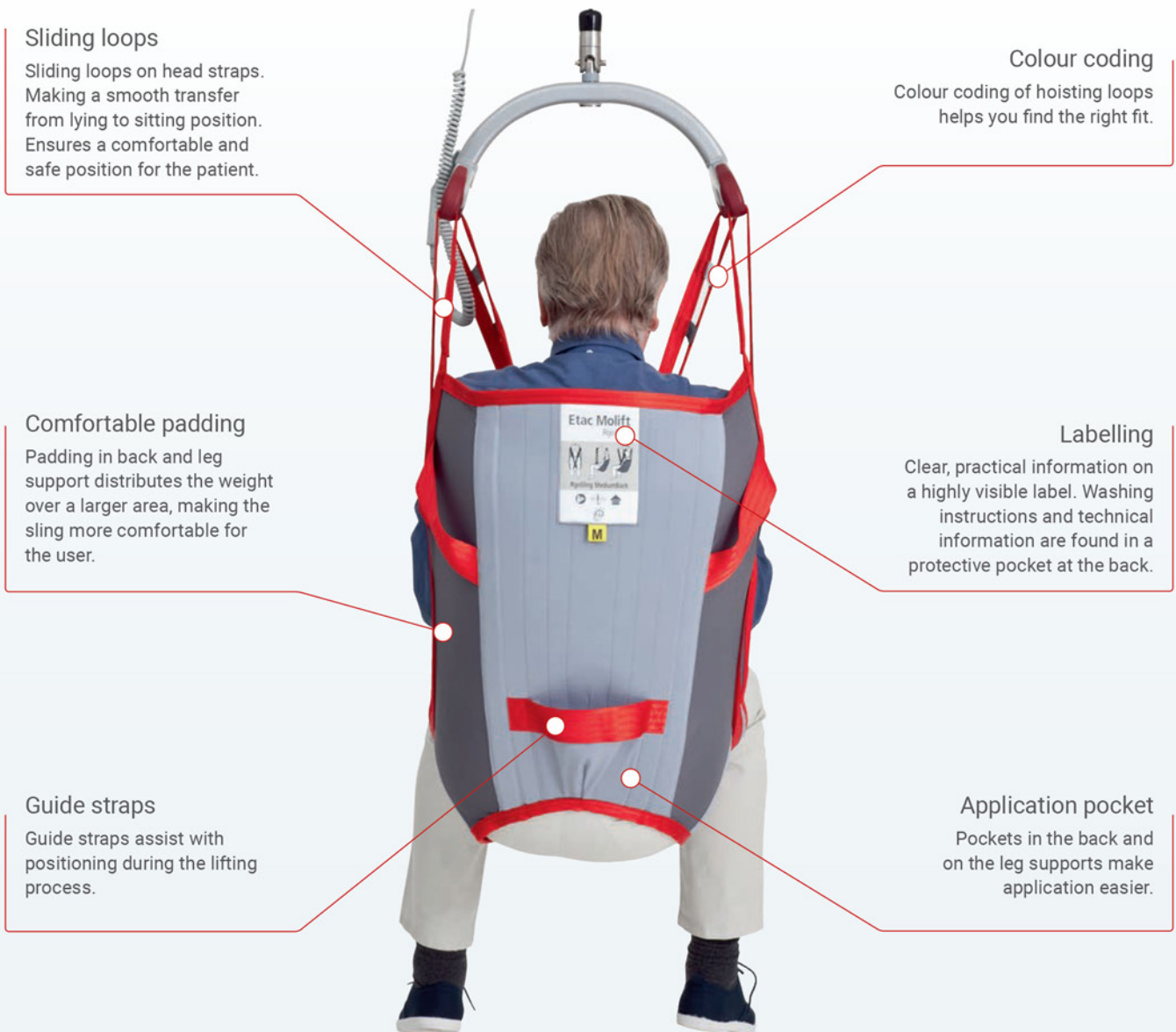
Molift Service Tool enables us to collect data about Molift hoists around the world and to continuously improve our products.



RgoSlings - A Comprehensive Range

Molift has a long reputation for manufacturing high quality hoists and slings. RgoSling is a portfolio of 4-point slings developed to meet the demands for the everyday needs in healthcare.

With a sling for every application, the RgoSling range is compatible with all Molift hoists.

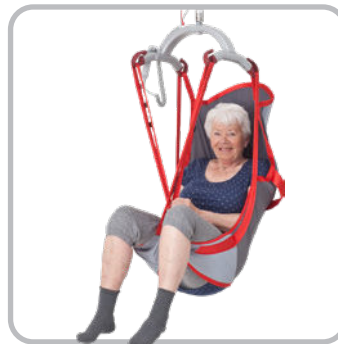


Molift RgoSlings - A Comprehensive Range

HighBack

Standard leg support opening

- ~ Sliding loops on head straps.
- ~ Support for the entire back and the head.
- ~ Hoisting to and from a lying or a sitting position.
- ~ All-round sling that fits most users.
- ~ Hoisting from floor.
- ~ Safe Working Load of 350kg.



Size		Padded	Net
XXS		1720200	1720400
XS		1720210	1720410
S		1720220	1720420
M		1720230	1720430
L		1720240	1720440
XL		1720250	1720450
XXL		1720260	1720460

MediumBack

Standard leg support opening

- ~ Sliding loops on head straps.
- ~ Suitable for a user with headcontrol.
- ~ All-round sling that fits most users.
- ~ Adjust the sitting angle by the leg straps.
- ~ Safe Working Load of 350kg.



Size		Padded	Net
XXS		1720100	1720300
XS		1720110	1720310
S		1720120	1720320
M		1720130	1720330
L		1720140	1720340
XL		1720150	1720350
XXL		1720160	1720360

Toilet

Wide leg support opening

- ~ Fixed loops.
- ~ Easy access sling, facilitate dressing and undressing.
- ~ For users with good core stability and muscle tonus.
- ~ Comfortable padding and Flexible leg support.
- ~ Belt included - for extra security.
- ~ Safe Working Load of 350kg.



Size		LowBack	HighBack
XXS		1720500	1720600
XS		1720510	1720610
S		1720520	1720620
M		1720530	1720630
L		1720540	1720640
XL		1720550	1721450
XXL		1720560	1720660

Amputee

Narrow leg support opening

- ~ Sliding loops on head straps.
- ~ For users with an amputated leg or a user with reduced core stability or muscle tonus.
- ~ Ideal solution for user with a high amputee.
- ~ Comfortable padding.
- ~ Belt included - for extra security.
- ~ Safe Working Load of 350kg.



Size		MediumBack	HighBack
XXS		1721100	1721200
XS		1721110	1721210
S		1721120	1721220
M		1721130	1721230
L		1721140	1721240
XL		1721150	1721250
XXL		1721160	1721260

Shadow

Standard leg support opening

- ~ Sliding loops on head straps.
- ~ Suitable for users in moulded seats.
- ~ No straps, seams, pockets or labes in contact with the user.
- ~ Polyester net with thin webbing: no straps, seams, pockets or labels in the contact surface to the user.
- ~ Safe Working Load of 350kg.



Size		HighBack
XXS		1722900
XS		1722910
S		1722920
M		1722930
L		1722940
XL		1722950

Comfort High-Back

Full body support sling without split leg

- ~ Full body and head support.
- ~ Can be left in the wheelchair underneath the user.
- ~ Polyester net which provides good ventilation.
- ~ Red seam indicating the center line of the back, to facilitate correct application.
- ~ Safe Working Load of 350kg.



Size		HighBack
XS		1721410
S		1721420
M		1721430
L		1721440
XL		1721450
XXL		1721460

Ambulating Vest

For gait training with assistance

- ~ 4 straps with fixed loops.
- ~ Self tightening strap in the waist.
- ~ Standing or balance exercise.
- ~ Double buckles for extra security.
- ~ Standard polyester fabric with padding.
- ~ Padded groin straps is ordered separately.
- ~ Safe Working Load of 350kg.



Vest Size		Item no
XXS		1721300
XS		1721310
S		1721320
M		1721330
L		1721340
XL		1721350

Groin Strap Size*	Item no
XXS-XS	1721700
S-M	1721720
L-XL	1721740

* single pack (order two for a pair)

Fabric Stretcher

For horizontal transfers

- ~ Molift RgoSling Fabric Stretcher is suitable when hoisting in a normal sling would be inappropriate due to medical conditions.
- ~ Application easily performed.
- ~ Standard polyester fabric with padding of the head part.
- ~ Used with an 8-point sling bar.
- ~ Safe Working Load of 350kg.



Size	Width x Length	Item no
M	450 x 1750 mm	1721520
L	650 x 1780 mm	1721530
XL	900 x 1830 mm	1721540

MediumBack Plus

Full body support for users over 160 kg

- ~ Straps with fixed loops and multiple height options.
- ~ Comfortable padded leg-support with dual straps.
- ~ Colour coded straps.
- ~ Split leg opening.
- ~ Can be used with a separate headrest.
- ~ Safe Working Load of 500kg.



Size	SWL	MediumBack Plus
L	500 kg	1721940
XL	500 kg	1721950

Repositioning sheet

An in-bed lift and positioning sheet

- ~ Turning and transferring patients higher in the bed.
- ~ Lifting from bed to another supine surface, stretcher etc.
- ~ Stays in bed – for comfortable and dignified care.
- ~ Facilitates care situations – saves time for caregivers.
- ~ Colour coded straps facilitate communication when attaching the straps equally on both sides.
- ~ Safe Working Load of 500kg.



Quantity	SWL	Repositioning sheet
1 pc	500 kg	1721570

Width x Length = 1300 x 1340 mm

rehabhire & sales

1 300 000 030

320 Lorimer Street Port Melbourne
contact@rehabhire.com.au
rehabhire.com.au

rehabhire & sales **REPAIRS AND SERVICE**

REGULAR MAINTENANCE OR REPAIRS

1 300 000 030

Unit 6 | 52 Wirraway Drive Port Melbourne
service@rehabhire.com.au
rehabhire.com.au/repairs-and-service

rehabinstallation

CAN MODIFY EVERY ROOM IN YOUR HOME TO
ENSURE IT IS ACCESSIBLE, SAFE, AND COMFORTABLE

1 300 000 030

320 Lorimer Street Port Melbourne
contact@rehabinstallation.com.au
rehabinstallation.com.au



Registered NDIS Provider