

rehabhire & sales

YOUR
LEADING
HEALTHCARE
EQUIPMENT
PARTNER

ELATA[®]

Alternating Air System

1300 000 030 | rehabhire.com.au



Scan for technical resources

ELATA[®]



ENGINEERED. TESTED. TRUSTED.

WHERE OTHERS SEE ONE FRAME, WE SEE THE WHOLE PICTURE.

We partnered with **Flinders University** to build a **next generation test system**. Traditional mapping captures one static snapshot every 30 minutes. Our system records **thousands of pressure points** every second. This delivers a **true picture** of how weight shifts and movement affects support.

That depth of data underpins Elata's range of mattress models; E300, E400, E500, E600, and E700. So you can trust the results.

AUSTRALIAN DESIGNED & ASSEMBLED. LOCALLY TESTED.

Elata[®] pumps are assembled and rigorously tested here in Australia. That local focus keeps us agile. We listen, adjust, and roll out updates quickly, strengthening performance and delivering the fast, intelligent care clinicians expect.




ELATA®

Temperature: 22°C - 71.6°F

Weight: 75 kg

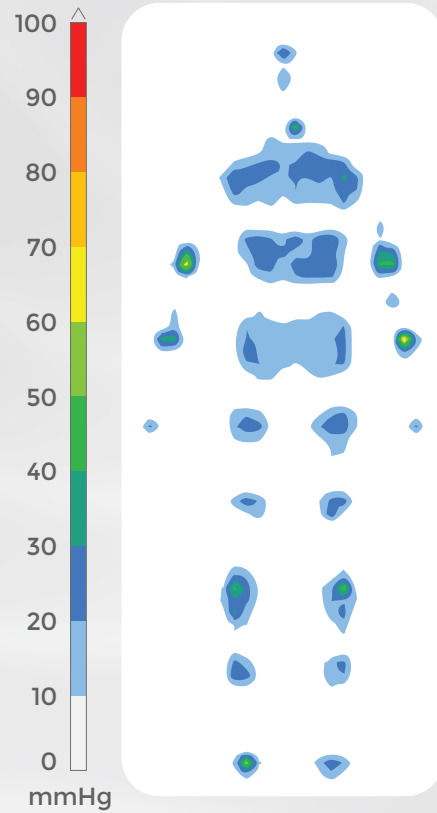
Duration: 60 mins

Proportional Weighted
95th Percentile Test
Dummy



POWERED: ALTERNATING SETTING

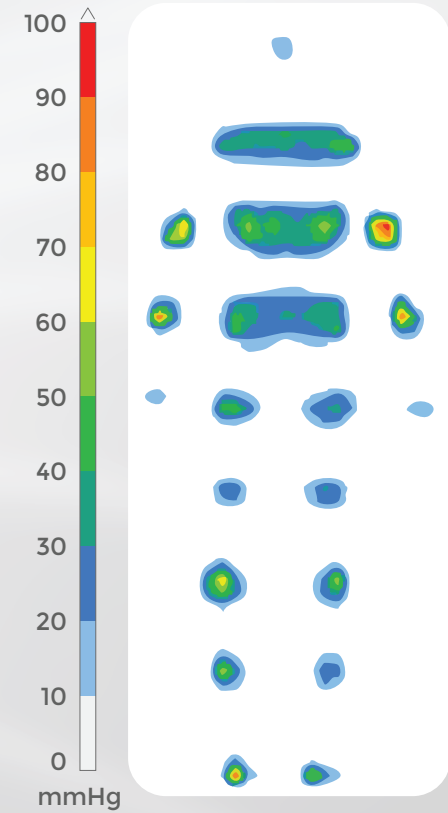
- Mattress: E600
- Date: 2025 / 12 / 01
- MAX: 73.62 mmHg
- Average: 3.16 mmHg
- Frame: 1357 / 3600



Compatible Pump:
ELATA EPI0AU



- Mattress: Other Brand
- MAX: 97.77 mmHg
- Average: 4.05 mmHg
- Frame: 985 / 3600




ELATA®

Temperature: 22°C - 71.6°F

Weight: 75 kg

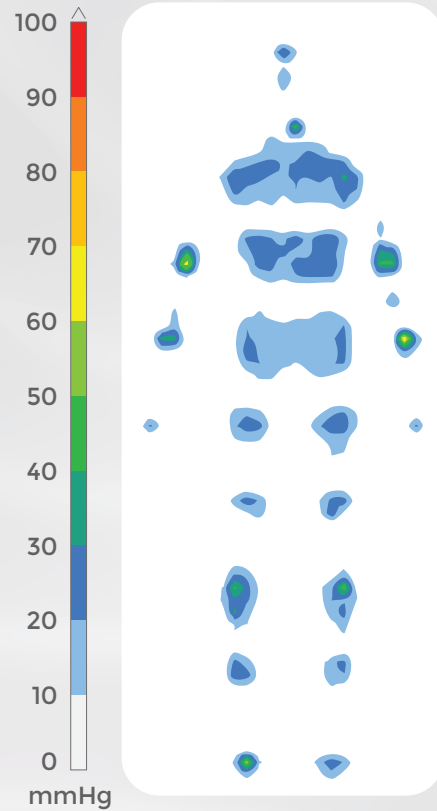
Duration: 60 mins

Proportional Weighted
95th Percentile Test
Dummy



POWERED: ALTERNATING SETTING

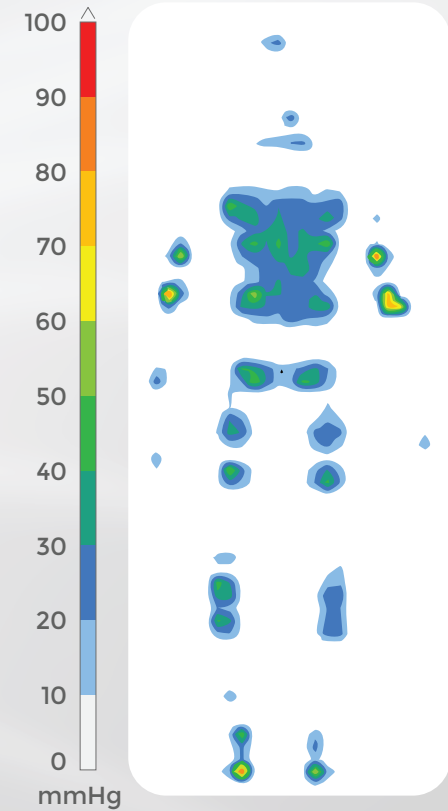
- Mattress: E700
- Date: 2025 / 09 / 12
- MAX: 70.07 mmHg
- Average: 3.05 mmHg
- Frame Cycle A: 1364/3600



Compatible Pump:
ELATA EP20AU



- Mattress: Other Brand
- MAX: 94.35 mmHg
- Average: 3.68 mmHg
- Frame: 830 / 3600





rehabhire & sales

YOUR
LEADING
HEALTHCARE
EQUIPMENT
PARTNER

1 300 000 030

320 Lorimer Street Port Melbourne
contact@rehabhire.com.au
rehabhire.com.au



rehabhire & sales
REPAIRS AND SERVICE

FOR YOUR
REGULAR
EQUIPMENT
MAINTENANCE
OR REPAIRS

1 300 000 030

Unit 6 | 52 Wirraway Drive Port Melbourne
service@rehabhire.com.au
rehabhire.com.au/repairs-and-service



rehabinstallation

MAKING
EVERYDAY LIFE
IN YOUR HOME
ACCESSIBLE, SAFE,
& COMFORTABLE

1 300 000 030

320 Lorimer Street Port Melbourne
contact@rehabinstallation.com.au
rehabinstallation.com.au