

rehabhire & sales

YOUR  
LEADING  
HEALTHCARE  
EQUIPMENT  
PARTNER

ELATA<sup>®</sup>

Hybrid System

1300 000 030 | [rehabhire.com.au](http://rehabhire.com.au)



Scan for technical resources

# ELATA®



## ENGINEERED. TESTED. TRUSTED.

WHERE OTHERS SEE ONE FRAME, WE SEE THE WHOLE PICTURE.

We partnered with **Flinders University** to build a **next generation test system**. Traditional mapping captures one static snapshot every 30 minutes. Our system records **thousands of pressure points** every second. This delivers a **true picture** of how weight shifts and movement affects support.

That depth of data underpins Elata's range of mattress models; E300, E400, E500, E600, and E700. So you can trust the results.

## AUSTRALIAN DESIGNED & ASSEMBLED. LOCALLY TESTED.

**Elata® pumps are assembled and rigorously tested here in Australia.** That local focus keeps us agile. We listen, adjust, and roll out updates quickly, strengthening performance and delivering the fast, intelligent care clinicians expect.



# ELATA<sup>®</sup>

Temperature: 22°C - 71.6°F

Weight: 75 kg

Duration: 60 mins

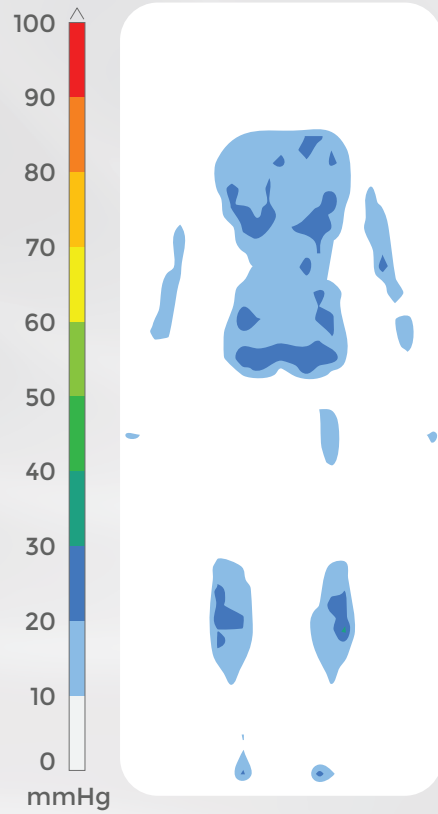
Proportional Weighted  
95th Percentile Test  
Dummy

Compatible Pump:  
ELATA EP10AU



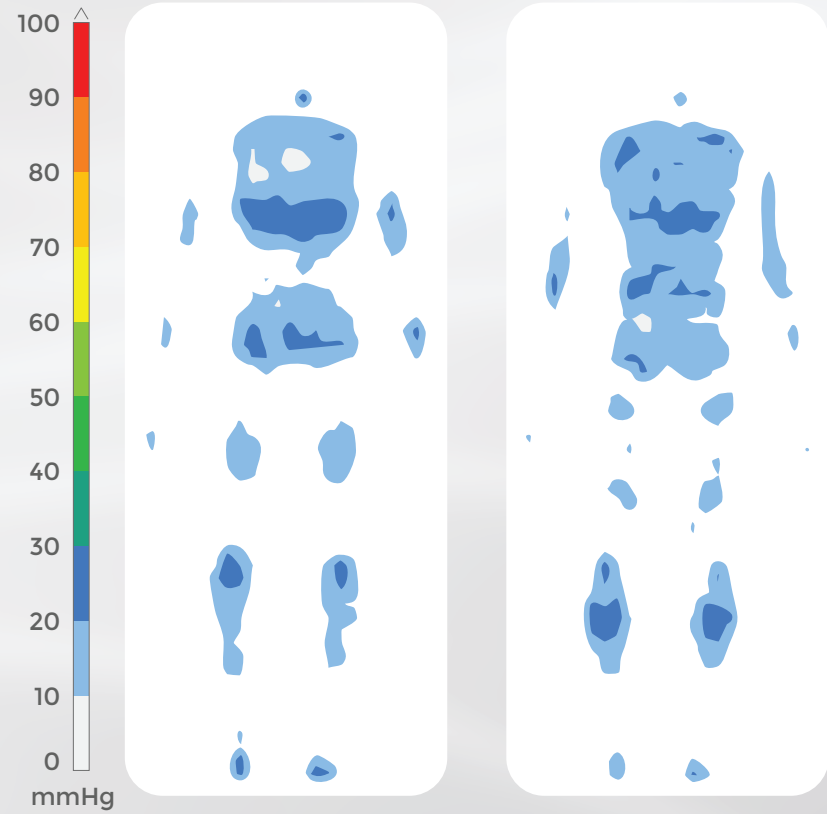
## NON-POWERED

- Mattress: E400
- Date: 2025 / 07 / 15
- MAX: 30.93 mmHg
- Average: 3.18 mmHg
- Frame: 600 / 3600



## POWERED: AUTO-SETTING

- Mattress: E400
- Date: 2025 / 09 / 12
- MAX: 29.34 mmHg
- Average: 3.36 mmHg
- Frame Cycle A: 208 / 3600
- Frame Cycle B: 611 / 3600




**ELATA**

**Temperature: 22°C - 71.6°F**

**Weight: 75 kg**


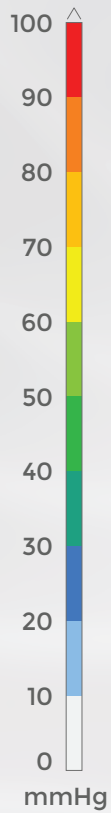
**Duration: 60 mins**

**Proportional Weighted  
95th Percentile Test  
Dummy**



**POWERED: AUTO-SETTING**

- Mattress: E500
- Date: 2025 / 09 / 12
- MAX: 28.78 mmHg
- Average: 3.08 mmHg
- Frame Cycle A: 705 / 3600
- Frame Cycle B: 1184 / 3600







rehabhire & sales

YOUR  
LEADING  
HEALTHCARE  
EQUIPMENT  
PARTNER

1 300 000 030

320 Lorimer Street Port Melbourne  
contact@rehabhire.com.au  
rehabhire.com.au



rehabhire & sales  
**REPAIRS AND SERVICE**

FOR YOUR  
REGULAR  
EQUIPMENT  
MAINTENANCE  
OR REPAIRS

1 300 000 030

Unit 6 | 52 Wirraway Drive Port Melbourne  
service@rehabhire.com.au  
rehabhire.com.au/repairs-and-service



rehabinstallation

MAKING  
EVERYDAY LIFE  
IN YOUR HOME  
ACCESSIBLE, SAFE,  
& COMFORTABLE

1 300 000 030

320 Lorimer Street Port Melbourne  
contact@rehabinstallation.com.au  
rehabinstallation.com.au